









**Use Class B1 (part)
Offices, High Tech and research units**

Location	 Cycle parking standards (minimum)	 Car Parking Standards (minimum)	 Car Parking Standards (maximum)	 Car Parking Standards (other requirements)	Servicing Requirements	Off-site Requirements
City Centre Primary Retail Area and pedestrian only streets	Staff: One covered and secure cycle parking space per 35m ² Customers: Where possible, the provision of one cycle space per 500m ² adjacent to the main entrance.	Allocated parking is not permitted	Allocated parking is not permitted	Not applicable	Offices are likely to be occupying upper floors, and servicing on street will normally be appropriate but many areas have (or may become) time restricted access and existing off street servicing should be retained.	
Elsewhere in the City Centre Parking Area	Staff: One covered and secure cycle parking space per 35m ² Customers: One cycle space per 500 m ² (or part) adjacent to principal entrances	 one space per 1,000m ² minimum one space where practical	Operational parking only is permitted. One operational parking space per 200m ² .  20% of total	 parking spaces are included in the maximum standard, not additional to it.  EV – one parking space should be provided with an electric charging point plus one for every 2500 m ² over 2500 m ²	Units over 1,000m ² should have standing adjacent to a service bay for an 11m rigid vehicle unless servicing is permitted from the street.	Travel Plan 1,000m ² Travel Information Plan 200m ² Transport Statement 1500 m ² Transport Assessment 2500 m ²
In existing or proposed employment locations outside the city centre as defined by policy DM16	Staff: One covered and secure cycle parking space per 50m ² Customers: One cycle space per 500 m ² (or part) adjacent to principal entrances	 one space per 700m ² minimum one space Reduced levels of parking should be justified in locations where on-street parking is not restricted	One parking space per 35m ² (includes staff and visitors)  5% of total  secure parking should be provided at 5% of the level of car parking	 parking spaces are included in the maximum standard, not additional to it.  EV – one parking space should be provided with an electric charging point plus one for every 2500 m ² over 2500 m ²	Units should have standing for an 11m rigid vehicle associated with a service bay. Units over 2000m ² should provide an additional bay to accommodate an articulated vehicle	

Location	 Cycle parking standards (minimum)	 Car Parking Standards (minimum)	 Car Parking Standards (maximum)	 Car Parking Standards (other requirements)	Servicing Requirements	Off-site Requirements
Elsewhere in the urban area	Staff: One covered and secure cycle parking space per 50m ² Customers: One cycle space per 500 m ² (or part) adjacent to principal entrances	 one space per 700m ² minimum one space Reduced levels of parking should be justified in locations where on-street parking is not restricted	One parking space per 35m ² (includes staff and visitors)  5% of total  secure parking should be provided at 5% of the level of car parking	 parking spaces are included in the maximum standard, not additional to it.  EV – one parking space should be provided with an electric charging point plus one for every 2500 m ² over 2500 m ²	Units should have standing for an 11m rigid vehicle associated with a service bay. Units over 2000m ² should provide an additional bay to accommodate an articulated vehicle	