












Use Classes B2 and B8, and part B1 Industrial and Warehousing units

Location	 Cycle parking standards (minimum)	 Car Parking Standards (minimum)	 Car Parking Standards (maximum)	 Car Parking Standards (other requirements)	Servicing Requirements	Off-site Requirements
City Centre Primary Retail Area and pedestrian only streets	Staff: One covered and secure cycle parking space per 50m ² Customers: Where possible, the provision of one cycle space per 500m ² within the shopping area will normally be required.	Allocated parking is not permitted	Allocated parking is not permitted	Not applicable	Likely to be from an on-street location but many areas have (or may become) time restricted access and existing off street servicing should be retained.	Travel Plan 1,000m ² Travel Information Plan 200m ² Transport Statement 2500 m ² Transport Assessment 4000 m ²
Elsewhere in the City Centre Parking Area	Staff: One covered and secure cycle parking space per 50m ² Customers: One cycle space per 500 m ² (or part) adjacent to principal entrances	 One space per 2500m ² minimum one space where practical	Operational parking only is permitted. One operational parking space per 500m ²  20% of total	 parking spaces are included in the maximum standard, not additional to it.  EV – one parking space should be provided with an electric charging point plus one for every 5000 m ² over 5000 m ²	One service bay is required per 2000m ² or part. All units should have standing adjacent to a service bay for an 11m rigid vehicle. Units over 500m ² should accommodate an articulated vehicle.	
In existing or proposed employment locations outside the city centre as defined by policy DM16	Staff: One covered and secure cycle parking space per 75m ² Customers: One cycle spaces per 500 m ² (or part) adjacent to principal entrances	 one space per 1,000m ² minimum one space Reduced levels of parking should be justified in locations where on-street parking is not restricted	One parking space per 50m ² (includes staff and visitors)  5% of total  One per 1500m ² (secure parking)	 parking spaces are included in the maximum standard, not additional to it.  EV – one parking space should be provided with an electric charging point plus one for every 5000 m ²	One service bay is required per 1,000m ² or part. All Units should have standing for an 11m rigid vehicle associated with a service bay. Units over 500m ² should accommodate an articulated vehicle.	
Elsewhere in the urban area	Staff: One covered and secure cycle parking	 one space per 1,000m ² minimum one	One parking space per 50m ² (includes staff	 parking spaces are included in the	Units should have standing for an 11m	

Location	 Cycle parking standards (minimum)	 Car Parking Standards (minimum)	 Car Parking Standards (maximum)	 Car Parking Standards (other requirements)	Servicing Requirements	Off-site Requirements
	space per 75m ² Customers: One cycle space per 500 m ² (or part) adjacent to principal entrances	space Reduced levels of parking should be justified in locations where on-street parking is not restricted	and visitors)  5% of total  secure parking should be provided at 5% of the level of car parking	maximum standard, not additional to it.  EV – one parking space should be provided with an electric charging point plus one for every 5000 m ²	rigid vehicle associated with a service bay. Units over 500m ² should provide an additional bay to accommodate an articulated vehicle	