











Norwich local plan

Development management policies plan

Adopted December 2014



Part Use Class D1 Health Centres and Surgeries







Location	 Cycle parking standards (minimum)	 Car Parking Standards (minimum)	 Car Parking Standards (maximum)	 Car Parking Standards (other requirements)	Servicing Requirements	Off-site Requirements
City Centre Primary Retail Area and pedestrian only streets	Staff: One covered and secure cycle parking space per 100m ² Customers: Where possible, the provision of one cycle space per 50m ² within the shopping area will normally be required. The TS or TA should inform the level of provision on larger developments	Car parking is not permitted in this area	Car parking is not permitted in this area	Not applicable	Likely to be from an on-street location but many areas have (or may become) time restricted access and existing off street servicing should be retained.	Travel Plan 1,000m ² Travel Information Plan – usually required Transport Statement 1,000 m ² Transport Assessment unlikely to be required
Elsewhere in the City Centre Parking Area	Staff: One covered and secure cycle storage space per consulting room Visitors: One cycle space per consulting room adjacent to principal entrances	 one space per 10 consulting rooms, minimum one space	Only operational car parking is permitted in this area. Staff and Visitors one parking spaces per 2 consulting rooms  20% of total	 parking spaces are included in the maximum standard, not additional to it.  EV – one parking space should be provided with an electric charging point (consider fast charging)	Provision for the dropping off and collection of patients Standing space for ambulance, minibus or a rigid 11m vehicle normally required (may be provided on street dependent on circumstances).	Travel Plan 1,000m ² Travel Information Plan – usually required Transport Statement 500m ² Transport Assessment 1,000m ²
Elsewhere in the Urban area	Staff: One covered and secure cycle	 one space per 10 consulting rooms (min	Staff: One space per 2 consulting rooms	 parking spaces are included in the	Standing space for ambulance, minibus	

Norwich local plan


Development management policies plan

Adopted December 2014



Location	 Cycle parking standards (minimum)	 Car Parking Standards (minimum)	 Car Parking Standards (maximum)	 Car Parking Standards (other requirements)	Servicing Requirements	Off-site Requirements
	storage space per 2 consulting rooms Visitors: One cycle space per consulting room adjacent to principal entrances	one space)	Visitors: Three spaces per two consulting rooms  5% of total (min one space)	maximum standard, not additional to it.  EV – one parking space should be provided with an electric charging point(consider fast charging)	or a rigid 11m vehicle normally required	

Part Use Class D1 Nursery Schools, Day Nurseries and Day-care Centres

Location	 Cycle parking standards (minimum)	 Car Parking Standards (minimum)	 Car Parking Standards (maximum)	 Car Parking Standards (other requirements)	Servicing Requirements	Off-site Requirements
City Centre Primary Retail Area and pedestrian only streets	Staff: One covered and secure cycle storage space per 50m ² Visitors: one cycle space adjacent to principal entrances per 100m ² .	Car parking is not permitted in this area	Car parking is not permitted in this area	Not applicable	Servicing may be possible from the street, but many areas have time restricted access.	
Elsewhere in the City Centre Parking Area	Staff: One covered and secure cycle storage space per 50m ²	 one space per 1,000 m ² (minimum one space)	Only operational car parking is permitted in this area. One operational parking	 parking spaces are included in the maximum standard, not additional to it.	Standing space for ambulance, minibus or a rigid 11m vehicle normally required	Travel Plan 1,000m ² Travel Information Plan – usually required