








Petrol Filling Stations

Location	 Cycle parking standards (minimum)	 Car Parking Standards (minimum)	 Car Parking Standards (maximum)	 Car Parking Standards (other requirements)	Servicing Requirements	Off-site requirements
City Centre Primary Retail Area	Use unlikely to be acceptable in this area					
Elsewhere in the City Centre Parking Area	Staff: One covered and secure cycle parking space per 50m ² of kiosk/shop Customers: One cycle stand (2 spaces) per 100m ² of Kiosk/shop adjacent to principal entrances (not required for filling stations selling only petrol)		Car Parking is not permitted in this area		Tankers must be able to turn within the site	Travel Plan/Travel Information Plan unlikely to be required Transport Assessment Assessment of turning movements onto the site is likely to be required
Elsewhere in the urban area	Staff: One covered and secure cycle parking space per 50m ² Kiosk/shop Customers: One cycle spaces per 50m ² (or part) adjacent to principal entrance to kiosk/shop (not required for filling stations selling only petrol)	 one space Reduced levels of parking could be justified in locations where on-street parking is restricted	One parking space per 20m ² of Kiosk/shop  one space  one space (secure parking)		Tankers must be able to turn within the site	