



BETHEL HOSPITAL, NORWICH
GAZETTEER
ISSUE 3
NOVEMBER 2016

PURCELL

PUBLIC



ROWENNA WOOD/HATTIE MULHEARN/CHARLOTTE DUNNE/DAVID BISSONNET

On behalf of Purcell ®

3 Colegate, Norwich, Norfolk NR3 1BN

rowenna.wood@purcelluk.com

www.purcelluk.com

All rights in this work are reserved. No part of this work may be reproduced, stored or transmitted in any form or by any means (including without limitation by photocopying or placing on a website) without the prior permission in writing of Purcell except in accordance with the provisions of the Copyright, Designs and Patents Act 1988. Applications for permission to reproduce any part of this work should be addressed to Purcell at info@purcelluk.com.

Undertaking any unauthorised act in relation to this work may result in a civil claim for damages and/or criminal prosecution. Any materials used in this work which are subject to third party copyright have been reproduced under licence from the copyright owner except in the case of works of unknown authorship as defined by the Copyright, Designs and Patents Act 1988. Any person wishing to assert rights in relation to works which have been reproduced as works of unknown authorship should contact Purcell at info@purcelluk.com.

Purcell asserts its moral rights to be identified as the author of this work under the Copyright, Designs and Patents Act 1988.

Purcell® is the trading name of Purcell MillerTritton LLP.

© Purcell 2016

DOCUMENT ISSUE

Issue 1	(April 2016)	- David Eve, Historic England
Issue 2	(May 2016)	- David Eve, Historic England
Issue 3	(November 2016)	- David Eve, Historic England



CONTENTS

I	INTRODUCTION	5	INTERNAL - BASEMENT	44
I.1	Scope	5		
I.2	Gaps in Information	5	INTERNAL - GROUND FLOOR	54
I.3	Structure of the Gazetteer	5		
I.4	Note	5	INTERNAL - FIRST FLOOR	152
	EXTERNAL	6	INTERNAL - SECOND FLOOR	214
	Boardman Range: West/North/East	8		
	Western Internal Courtyard	10		
	Eastern Internal Courtyard	12		
	1713 Range: West	14		
	1750s Western Range	16		
	1713 Central Range: South	18		
	1750s Eastern Range	20		
	1713 Range: East	22		
	Eastern Cell Range: North	24		
	Eastern Cell Range: South	26		
	South-East Range: North	28		
	South-East Range: East/South	30		
	South-East Range: South (Single Storey)	32		
	South-East Range: North/East	34		
	Wall Adjacent 33 Bethel Street (East)	36		
	Garden Wall: West	38		
	Perimeter Wall: South	40		
	Perimeter Wall: East	42		

I INTRODUCTION

I.1 SCOPE

This Gazetteer has been written to accompany the Conservation Management Plan (CMP) for Bethel Hospital. It is a room by room assessment of most of the site with the occupied flats generally having a single entry. The Gazetteer is intended as a reference guide to allow the status of a particular structure or interior to be checked if a change or conservation works are proposed. A location plan and photographs are included for each entry.

Each entry, whether for an elevation or a room, includes a description and a brief overview of its condition, elements of significance and intrusive features.

Before any works are undertaken, the CMP should be consulted so that the relevant policies are applied. This may involve further investigation into a particular component of the site.

The Gazetteer has been prepared by the authors of this document based on a site visit to each area in late January and early February 2016.

I.2 GAPS IN INFORMATION

Access to the site was generally brief with access to most interior spaces being available only once. Access was not possible to all areas of the site, particularly the basement below the western internal courtyard, the first floor of the South-east Range, part of the first floor of the East Cell Range and the second floor of the east end of the Boardman Range and adjacent rooms in the Eastern 1713 Range.

There are no measured survey drawings of the site and digital tracings of 1990s plans have been modified to reflect what was observed on site.

I.3 STRUCTURE OF THE GAZETTEER


The Gazetteer is divided into two principal sections: external elevations and internal rooms. The External section contains a plan showing the location of each of the elevations or groups of elevations that form a gazetteer entry. Each gazetteer entry is arranged over a two page spread with photographs on the left hand side.

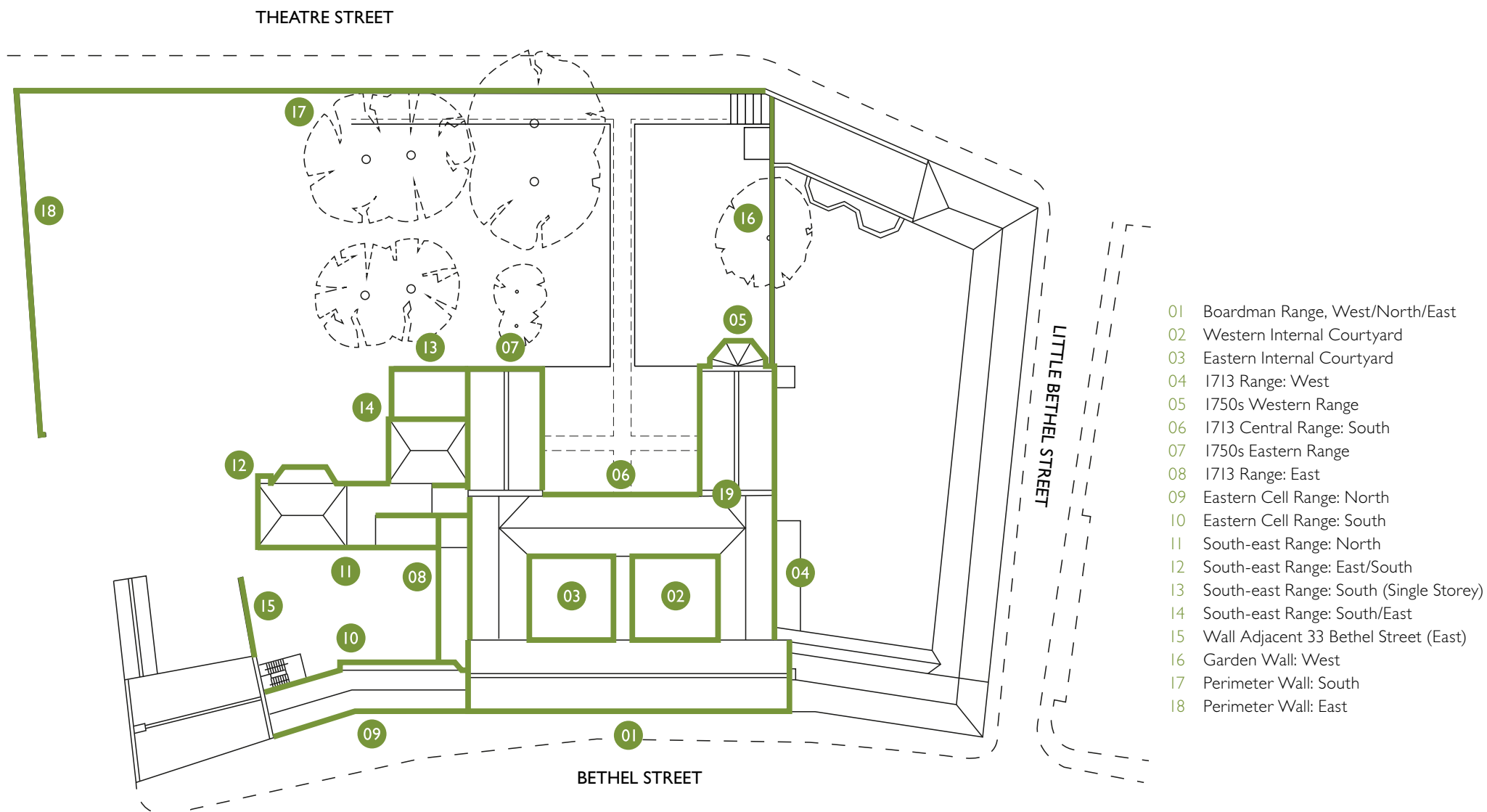
The Internal section is subdivided by floor levels: basement, ground, first and second. Each sub-section contains a plan of the whole floor.

I.4 NOTE

The information provided is as accurate as possible within the constraints of time and access.

Throughout the refurbished areas of the H-Block, new joinery to match the existing was inserted during the c.2000 works. If any fabric is proposed for removal, further investigation should be undertaken.





- 01 Boardman Range, West/North/East
- 02 Western Internal Courtyard
- 03 Eastern Internal Courtyard
- 04 1713 Range: West
- 05 1750s Western Range
- 06 1713 Central Range: South
- 07 1750s Eastern Range
- 08 1713 Range: East
- 09 Eastern Cell Range: North
- 10 Eastern Cell Range: South
- 11 South-east Range: North
- 12 South-east Range: East/South
- 13 South-east Range: South (Single Storey)
- 14 South-east Range: South/East
- 15 Wall Adjacent 33 Bethel Street (East)
- 16 Garden Wall: West
- 17 Perimeter Wall: South
- 18 Perimeter Wall: East

EXTERNAL



EXTERNAL: BOARDMAN RANGE: WEST/NORTH/EAST



- 1 North façade
- 2 Central bay of north façade
- 3 Oriel window in north façade
- 4 Central timber door, shouldered architrave with triangular head
- 5 West gable
- 6 East gable

EXTERNAL: BOARDMAN RANGE: WEST/NORTH/EAST

DESCRIPTION

The Boardman Range, designed by Edward Boardman in the late nineteenth century, is a central block that joins the two north wings of the H-Block. The north exterior of the building fronts Bethel Street and is five bays wide and two storeys high, plus an attic with gable dormers. The façade is of a symmetrical design with three four over four sash windows on either side of a central door at ground level. Two further doors are positioned at either end of the range. At second floor level two double and two triple sash windows sit either side of a central bay with Venetian window. There are five further double sash windows at second floor level.

CONDITION

The brickwork is in adequate condition although there is approximately three metres linear length of mortar joints missing and a number of areas which have been repointed in cement mortar. There are some areas of staining to the brickwork below the windows either side of the main door and from every overflow pipe. The paint on the window frames and windows is peeling, badly in some cases.

The stone string course over the first floor windows is stained, particularly under the gutter. The stone surrounds to the side doors and the main central door are very badly stained in places. There are areas of spalled stone around the base and the sides of the central door surround. There is also some spalled brickwork in the painted plinth. There is some cracking to the stone plinth to the west chimney and also to the brickwork to the east chimney.

There is considerable moss growth to the black painted damp-proof course at the base of the elevations. There is some vegetation growth from the gutters and on the roof, as well as some moss growth on the parapet coping of the north roof slope at the west end of the elevation. The rainwater pipe adjacent to the door into G36 is cracked and there is water running down the elevation and significant staining and moss growth at this point.

- SIGNIFICANT FEATURES:**
- Central doorcase and oriel window
 - Gabled dormers
 - Decorative rainwater goods
 - Weathervane
 - Variety of turn of the century sash windows
 - Stone detailing
 - Decorative iron ties
 - Large chimneys

- INTRUSIVE FEATURES:**
- Parking signage
 - Black cable running from above entrance to 45
 - Street light fixed to wall
 - Modern airbricks
 - Aerial

SIGNIFICANCE: HIGH



ELEVATION • North

DATE(S) OF CONSTRUCTION • 1899

- WALLS**
- Red brick with later black painted dampproof course
 - 1899 Mouldings below windows
 - 1899 Stone quoins and string course; air bricks
 - Air bricks: Some original, mostly modern
 - Windows: Some modern replacements

- WINDOWS**
- Painted timber sash
 - Central Venetian – first floor

- DOORS**
- Central door: decorative neo-Jacobean carved door with central knocker; elaborate stone surround supporting oriel window above
 - East and West: Two timber panelled with glazing, stone surrounds; stained timber

- ROOF**
- Tile with terracotta ridge

- CORNICE**
- Stained timber

- CHIMNEYS**
- Large brick chimney with arched recesses with stone detailing
 - Brick chimney with stone band and cornice

- RAINWATER GOODS**
- Two long horizontal decorative gutters
 - Black cast iron
 - 'Founded 1724' and 'Rebuilt 1899' on hoppers

- DECORATIVE FEATURES**
- Ironwork ties in bay; central on first and second floor

EXTERNAL: WESTERN INTERNAL COURTYARD

ILLUSTRATIVE



- 1 West elevation
- 2 South-east corner of the courtyard
- 3 Glazed brick Boardman Range



CONDITION



- 4 West wall
- 5 South Elevation: rotten areas of cornice corresponding to failed gutter joints and slipped lead flashing and vegetation growth

EXTERNAL: WESTERN INTERNAL COURTYARD

DESCRIPTION

A small courtyard to the west of the central passage. The courtyard was created during the c.2000 conversion work following the removal of the old kitchen. The courtyard is surrounded by the central passage to the east, the Boardman range to the north, the 1713 North-west wing, and the 1713 Central Range.

North elevation: Two storey range plus attic with modern red brick at ground floor and 1899 glazed white bricks at first floor and to second floor dormers. Imprint of demolished kitchen visible on glazed tiles.

South elevation: Red brick two storey with attic range and modillion cornice. Twenty-first century red brick lean-to at ground floor with tile roof. Two modern sash windows at ground floor and two sash windows and small casement window on first floor, second floor dormer.

West elevation: Red brick and partly rendered at ground floor with modillion cornice and two ties. Tightly spaced sash windows at ground floor level with flat brick arches. Three first floor sash windows and one sash window in attic dormer.

East elevation: Single storey, painted 1789-1830 brick with three high level openings blocked c.1900. Tile roof and c.2000 rooflights.

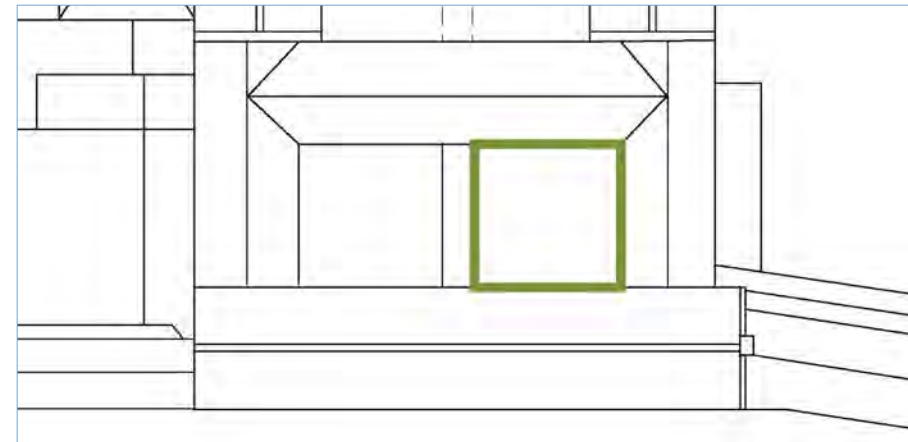
CONDITION

Generally, in adequate condition. The glazed bricks to the north elevation are stained in places and the marks of the former infill are evident. The window sills on the north elevation are also stained and green, with dark staining around the gutters and lead flashing where the north elevation meets the west roof. The gutter between the red and glazed bricks is badly rusted.

The south elevation is in pretty good condition at ground floor level with the exception of a slipped section of lead flashing and considerable moss and vegetation growth to the lean-to roof. At first floor level, the brickwork looks fair but has been repointed mainly in a cement mortar and some bricks have been covered or replaced in mortar. There is a crack at the west end of the brickwork. The dentilled cornice is damaged in two areas below the second floor dormer. The cornice, roof tiles and dormer window are showing areas of moss growth although there are no missing tiles.

The west elevation is in good condition. Again there is some staining and green areas to the roof and cornice but no damage or missing tiles. The windows and brickwork look in generally good condition, as does the render at ground floor level.

The painted wall of the east elevation does not look to be in great condition, neither does the unpainted brickwork around the rooflight at the south end of the corridor, which is green with moss growth. The tiled roof has some areas of missing and loose tiles.



ELEVATION	• N/A
DATE(S) OF CONSTRUCTION	• 1713, 1789-1830, 1899, c.2000
WALLS	• Red brick; modern render; glazed brick
WINDOWS	• Modern sash windows, except first floor south elevation, (C19) and first floor north elevation (1899). One C20 casement on first floor (S)
DOOR	• None
ROOF	• Clay tile, various dates
CORNICE	• White painted timber modillion corner (S and W) with white painted cast iron gutter above. Cornice may be late C19 or early C20 replacement
CHIMNEYS	• None
RAINWATER GOODS	• Cast iron
DECORATIVE FEATURES	• None

SIGNIFICANT FEATURES:	<ul style="list-style-type: none"> • Modillion cornice • Dormer windows • Glazed brick north wall
INTRUSIVE FEATURES:	<ul style="list-style-type: none"> • Pipeheads protruding from the ground
SIGNIFICANCE:	HIGH/MEDIUM

EXTERNAL: EASTERN INTERNAL COURTYARD

ILLUSTRATIVE



CONDITION



- 1 East elevation
- 2 View of the courtyard from the Central Range
- 3 North elevation
- 4 West wall
- 5 Upper part of the south elevation
- 6 Lower part of the south elevation
- 7 Slipped and missing tiles to west elevation

EXTERNAL: EASTERN INTERNAL COURTYARD

DESCRIPTION

A small courtyard to the west of the central passage. The courtyard was created during the c.2000 conversion work following the removal of later nineteenth and early twentieth century single storey structures. The courtyard is bounded by the central passage to the west, the Boardman Range to the north, the 1713 North-east Wing and the 1713 Central Range. It is surfaced with concrete slabs.

North elevation: Two storey range plus attic with 1899 glazed white bricks on first floor to second floor dormers. Two wall ties. Rendered (c.2000) ground floor with tiled hood, supported by metal column.

East elevation: Red brick (eighteenth century) and partly rendered (c.2000) at ground floor with modillion cornice. Sash windows at ground floor level with flat brick arches and boarded up door at north end of elevation, also with brick arch. Three first floor sash windows and one sash window in attic dormer.

West elevation: Single storey central passage. Modern render but not painted.

South elevation: Red brick two storey with attic range and modillion cornice. Twenty-first century red brick lean-to at ground floor with tile roof in location of earlier corridor. Two modern sash windows at ground floor and two sash windows and small casement window on first floor; second floor dormer.

CONDITION

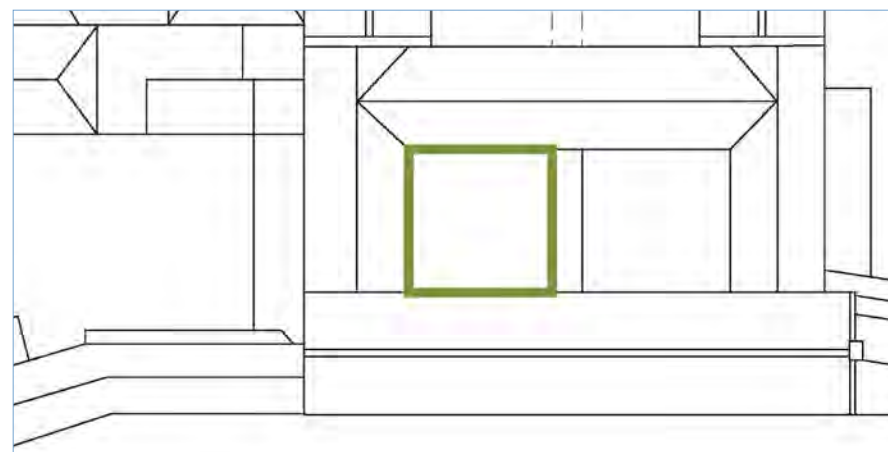
Generally in adequate condition. The glazed bricks to the north elevation are stained and cracked/broken in places. The window sills on the north elevation are also stained and green, with dark staining around the gutters and at the east end where the north elevation meets the east roof. The gutter between the red and glazed bricks is badly rusted and it appears some glazed bricks have been replaced just above the gutter in the north-east corner. The render is in poor condition at the base of the wall – paint is peeling and the render is green. The door and windows also look in poor condition.

The south elevation is in pretty good condition at ground floor level with the exception of moss and vegetation growth to the lean-to roof. At first floor level, the brickwork looks fair but has been repointed in a cement mortar in areas and some bricks look missing or badly spalled. The dentilled cornice, roof tiles and dormer window are showing areas of moss growth although there are no missing tiles.

The west elevation is in fairly poor condition. The render has not been painted and now has areas which have gone green. There are areas of green brickwork under the corridor rooflight and one missing and one slipped tile.

The east elevation looks to be in satisfactory condition, although the door is boarded up. The brickwork looks fine as do the windows. The roof, cornice and dormer all look in fairly good condition.

The paving slabs are in poor condition and have moss growth covering them.



ELEVATION	• N/A
DATE(S) OF CONSTRUCTION	• 1713, 1789-1830, 1899, c.2000
WALLS	• Red brick; modern render; white glazed bricks
WINDOWS	• Mostly modern sash windows; 1899 6 over 12 window in north elevation
DOOR	• Modern painted timber (N) • Boarded over (E)
ROOF	• Tile
CORNICE	• Painted timber modillion cornice with white cast iron gutter above
CHIMNEYS	• None
RAINWATER GOODS	• Cast iron
DECORATIVE FEATURES	• None

SIGNIFICANT FEATURES:	<ul style="list-style-type: none"> • Modillion cornice • Dormer windows • Glazed brick north wall
INTRUSIVE FEATURES:	<ul style="list-style-type: none"> • Poor quality paving slabs • Broken plywood/tarpaulin cover • Boarded over door
SIGNIFICANCE:	HIGH/MEDIUM

EXTERNAL: 1713 RANGE: WEST

ILLUSTRATIVE



- 1 West elevation
- 2 West elevation
- 3 Ground floor window
- 4 Modern sash at northern end
- 5 First floor sash window, the only one of this design in Bethel
- 6 Southern first floor sash window
- 7 Gable dormer
- 8 Typical second floor window



EXTERNAL: 1713 RANGE: WEST

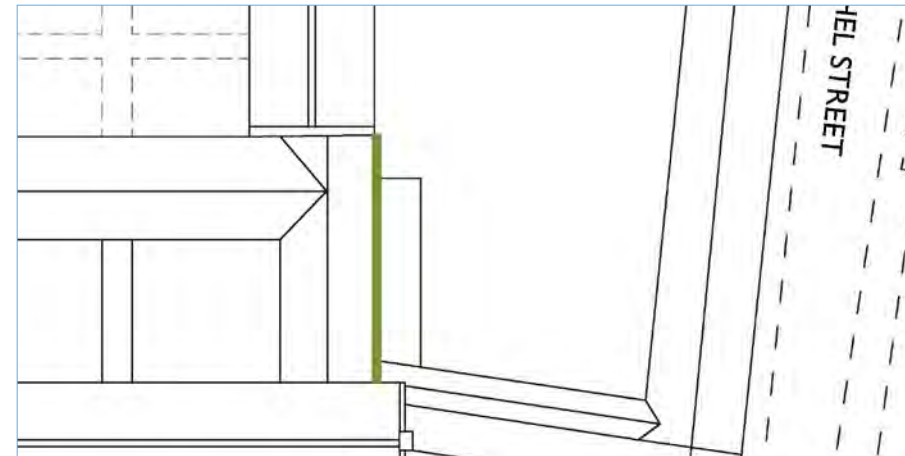
DESCRIPTION

Two storey wing with attic floor.

West elevation: Red brick with rendered slate roof lean-to, added in nineteenth century. Modern front door with two modern vertical sash windows (six over six). Central dormer with modern six over six sliding sash. Four three over three sliding sash windows at attic level. Three first floor sliding sash windows, one with flat brick arch.

CONDITION

Generally good condition. Some green moss/lichen growth to the lean-to roof and to the chimney. Windows adjacent to chimney in slightly worse condition with staining to the sills. Rainwater pipe by chimney looks in poor condition with area of decay at first floor level. There has been a significant amount of repointing and some of the bricks are stained black but otherwise brickwork appears in good condition.



ELEVATION • West

DATE(S) OF CONSTRUCTION • 1713 with post-1830 single storey range

WALLS • Red brick

WINDOWS • Variety of sash windows, mostly modern with some C19 on first and second floors. c.1900 brick gable dormer with decorative finial.

DOOR • Modern glazed timber

ROOF • Clay tile with decorative terracotta ridge line
• Modern slate

CORNICE • None

CHIMNEYS • Two chimneys

RAINWATER GOODS • Black painted cast iron
• Modern uPVC drainpipes


DECORATIVE FEATURES • Modern light adjacent to door

SIGNIFICANT FEATURES: • Gable dormer and decorative finial

INTRUSIVE FEATURES: • Harshness of the modern render to the single storey element

SIGNIFICANCE: HIGH/MEDIUM

EXTERNAL: 1750s WESTERN RANGE



- 1 South elevation
- 2 Bay
- 3 East elevation
- 4 West elevation
- 5 Typical first floor sash window
- 6 First floor lunette in east elevation
- 7 One of two southern sash windows at ground floor of east elevation
- 8 North ground floor window in east elevation
- 9 Typical dormer

EXTERNAL: 1750s WESTERN RANGE

DESCRIPTION

Two storey wing on brick plinth with attic floor. Roof is pitched clay tiled with decorative terracotta ridgeline and brick gable ends.

South elevation: red brick gable end elevation with moulded brick ridge and finial; masonry arch and cill to the two lunette and masonry key stone to the recessed brick arch. Single storey projecting bay with low pitched slate roof and sash windows below flat brick lintels.

East elevation: red brick with flat brick arches over two southern sash windows at ground floor level, round brick arches over door and three sash windows and lunette on the first floor; no visible lintel over third window on ground floor. Four white painted timber dormers with horizontal sliding sash windows. Wall has one tie at ground floor level and four at first floor level.

West elevation: Red brick with round arches over two sash windows at ground floor level and three sash windows and four wall ties on first floor. Four white painted timber dormers with horizontal sliding sash windows. 21st century storage shed.

CONDITION

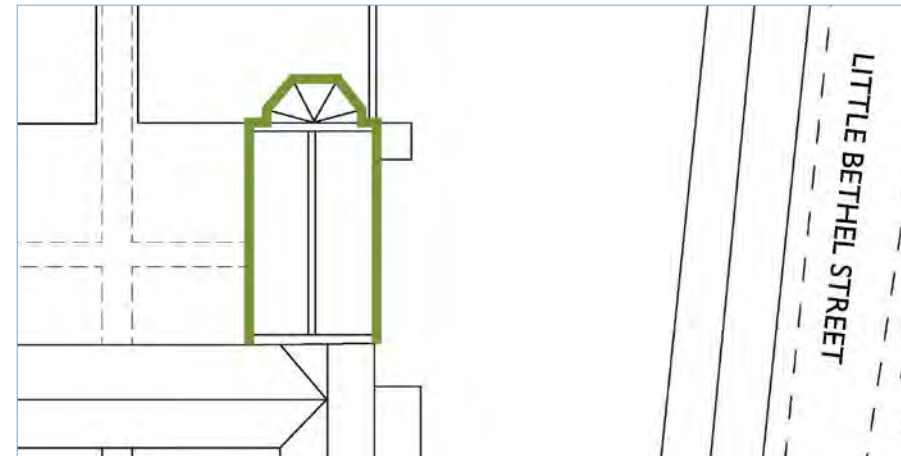
Generally good. Some local areas of repointing needed; areas of cement mortar. Some areas of spalling brickwork and in areas it looks like the brickwork has been covered with mortar. Crack above the door from the light. Isolated damp over southernmost ground floor window.

The roof is quite green but no missing tiles. Small amounts of vegetation to the capping tiles over the parapet walls and also to the brickwork at the top of the gable end.

SIGNIFICANT FEATURES: • All elevations, particularly the south gable elevation

INTRUSIVE FEATURES: • Alarm on south wall
• Lean-to shed

SIGNIFICANCE: HIGH



ELEVATION • N/A

DATE(S) OF CONSTRUCTION • 1753 to 1756; Bay: late eighteenth/early C19

WALLS • Red brick
• 1753-56 except bay, which is thought to be late C18/early C19
• Evidence of recent mortar repairs
• Cast iron ties

WINDOWS • Painted timber.
• All modern replacements except two southern ground floor sash windows in the east elevation and the sash windows in the bay

DOOR • Painted timber panel door, historic.
• Painted timber architrave is modern replacement.

ROOF • Clay tile with decorative terracotta ridgeline

CORNICE • None

CHIMNEYS • None

RAINWATER GOODS • Black painted cast iron

DECORATIVE FEATURES • Modern light over door
• Decorative finials (damaged)

EXTERNAL: 1713 CENTRAL RANGE: SOUTH

ILLUSTRATIVE



- 1 South façade
- 2 Exterior door
- 3 Typical second floor dormer

CONDITION



- 4 No lead covering to pediment over door
- 5 Bowing to second floor dormer

EXTERNAL: 1713 CENTRAL RANGE: SOUTH

DESCRIPTION

Two storey central range with attic. Roof is pitched clay tiled with decorative terracotta ridgeline. Range is of red brick with red brick string course. The façade is divided into seven irregular bays with three dormers (not original), and a central historic timber door with a triangular pediment.

CONDITION

The brickwork is in a fairly poor condition. There are a number of areas of spalled brickwork and missing mortar throughout the elevation and a large crack at first floor level to the west of the central window. The brickwork under the east and west dormer windows appears to be bulging.

The pediment over the door is in particularly poor condition; it has no lead covering so the timber is exposed. The brickwork between the top of the pediment and the window above is in a very poor condition.

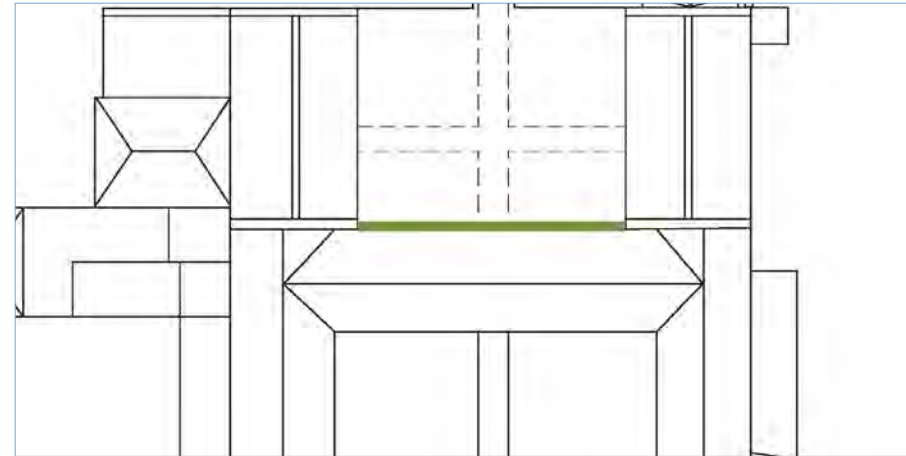
The roof tiles are in adequate condition, however there does appear to be some missing or slipped tiles on the east side of the central dormer and also in the south east corner of the roof. The gutter appears to be in adequate condition although there are some areas which may be damp directly below it.

The windows and timber door are in poor condition with peeling paint to windows and sills and the glazing to the door boarded up.

- SIGNIFICANT FEATURES:**
- Low proportions
 - High ratio of windows
 - Brick band
 - Gabled dormers with decorative finials
 - Pedimented door hood
 - Large chimneys
 - Dark red bricks
 - Decorative ridge tiles

- INTRUSIVE FEATURES:**
- Security alarm

SIGNIFICANCE: HIGH



- ELEVATION**
- South

- DATE(S) OF CONSTRUCTION**
- 1713, gables late C19 rebuild

- WALLS**
- Red brick with brick string course

- WINDOWS**
- Ground floor: six vertical sliding sash (six over six)
 - First floor: six 15 over 15 sash; one two over two sash
 - Second floor: Three late C19/early C20 painted timber casements set in brick gabled dormers with moulded brick hoods and decorative finials, probably turn of C20 rebuilds

- DOOR**
- Painted timber door with two glazed panels and semicircular fanlight

- ROOF**
- Pitched clay tile with decorative ridge

- CORNICE**
- None

- CHIMNEYS**
- Two red brick C19 chimneys with moulded cornices

- RAINWATER GOODS**
- Black cast iron

- DECORATIVE FEATURES**
- None

EXTERNAL: 1750s EASTERN RANGE

ILLUSTRATIVE



- 1 West elevation
- 2 Ground floor tripartite window on south elevation
- 3 East elevation
- 4 Dormers on east elevation
- 5 Detail of door

CONDITION



Plant growth over elevation and blocked gutter

EXTERNAL: 1750s EASTERN RANGE

DESCRIPTION

Two storey wing on brick plinth with attic floor. Roof is pitched clay tiled with decorative terracotta ridgeline and brick gable ends. The double height Boardroom occupies much of the ground and first floors.

South elevation: Red brick gable end elevation with moulded brick ridge and finial; masonry arch and cill to the two lunette and masonry key stone to the recessed brick arch. South elevation rebuilt in late nineteenth century.

West elevation: Red brick with one sliding sash window at ground floor level, round brick arches over door and one sash window on the first floor. Four white painted timber dormers, three with horizontal sliding sash windows, one large dormer with vertical sliding sash

East elevation: Red brick with attic dormers. Mostly concealed by single storey south-east wing.

CONDITION

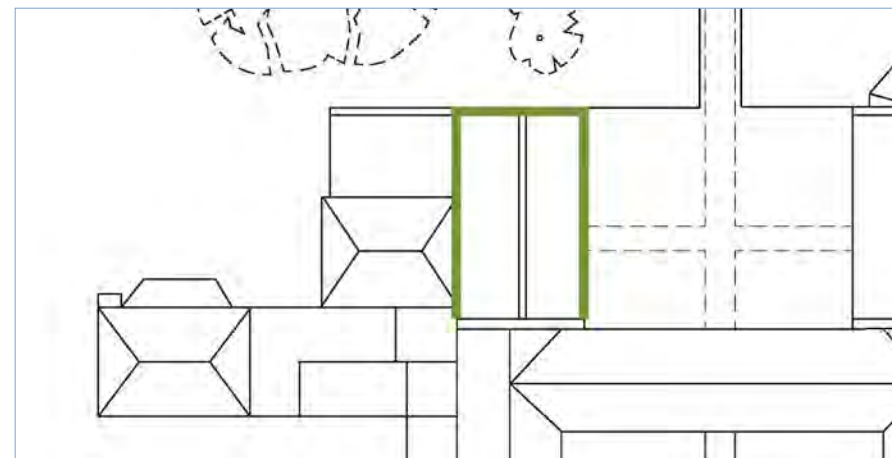
The south elevation of this range has severe structural problems and has been temporarily shored with scaffolding. The west elevation is covered with plant growth. This elevation is also damp in places and the gutter needs repairing and cleaning. This has led to water ingress and mould growth internally on the second floor. The swan neck of the rainwater pipe at the north end of the elevation is blocked and causing damp to appear internally at the ground floor.

The roof pitch over the east elevation is covered in moss growth and the sides of the dormer windows also look green. The area of wall visible has some spalled brickwork. The gutter and rainwater pipe also look in poor condition.

- SIGNIFICANT FEATURES:**
- South elevation
 - Door in west elevation
 - Dormers
 - Decorative ridge tiles

- INTRUSIVE FEATURES:**
- Scaffolding
 - Security alarm
 - Post box
 - Bird boxes
 - Virginia creeper
 - Loss of finial

SIGNIFICANCE: HIGH



ELEVATION • N/A

DATE(S) OF CONSTRUCTION • 1753 to 1756

WALLS • Red brick with moulded brick and stone detailing on south elevation

WINDOWS

- C19 painted timber sash windows
- Modern leaded horizontal sliding sashes at attic level
- Late C19 tripartite window and modern lunette in south elevation

DOOR • Painted timber panel door, historic

ROOF • Clay tile with decorative terracotta ridgeline

CORNICE • None

CHIMNEYS • Slender C19 red brick chimney (E)

RAINWATER GOODS • Cast iron

DECORATIVE FEATURES • Gable finials (damaged)

EXTERNAL: 1713 RANGE: EAST



- 1 East elevation
- 2 Detail of southern end of the elevation
- 3 Detail of lean-to infill
- 4 Detail of joint in brickwork by return of Boardman Range

EXTERNAL: 1713 RANGE: EAST

DESCRIPTION

Two storey wing with attic.

East gable of 1899 Boardman Range with Venetian window and red brick arches and ground floor timber panelled lean-to with slate roof, the south section of which is glazed. Irregular windows of various sizes and types. The overall effect is mismatched.

CONDITION

This elevation is in very poor condition. At ground floor the timber panelled lean-to is rotten in many places with the base of timber sections and doors missing. The glazing to the fanlights is missing or broken and the glazing to the panelling and doors is boarded up. The fascia is completely rotten and the slates in very poor condition; some are missing or slipped and all left have a green lichen/moss growth. The south section of the lean-to roof is glazed and also in a very poor condition. The lead flashing appears to be failing along the entire length of the lean-to.

The main roof slates are green and a number of the decorative ridge tiles are missing.

The brickwork above at first and second floor levels is in a fairly poor state with some areas of spalling, some bricks missing and some areas which appear damp. The brickwork to the gable end of the Boardman range appears better but is still green in places and stained in others. At the point where the gable end meets the west elevations, the brickwork and stone quoins are particularly green with very badly spalled bricks directly above the bracket. There are also some more badly spalled bricks and areas requiring repointing directly above the flashing adjacent to the two most northern windows at first floor level.

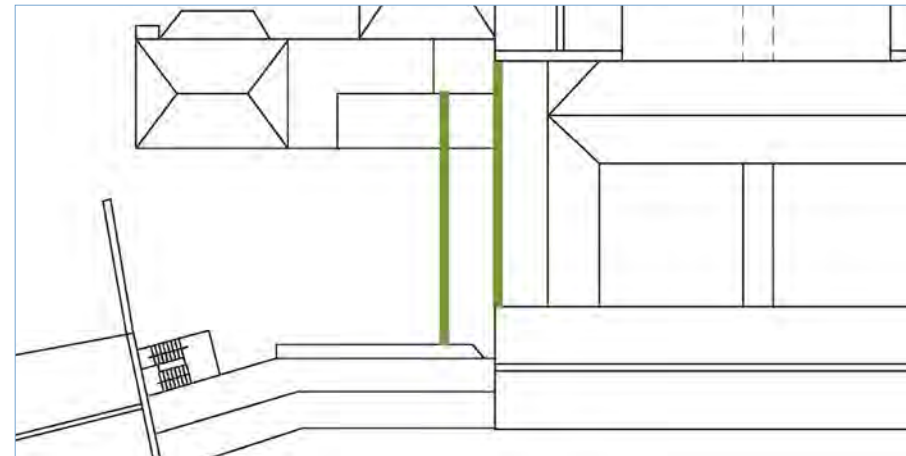
There is considerable moss/lichen growth on the wall and vegetation growth around the rainwater pipe at the junction between this elevation and the east elevation of the 1750s Eastern range due to a missing section of pipe directly below the gutter.

The windows are in very poor condition, some with little or no paint and most with areas of broken glass.

SIGNIFICANT FEATURES: • Elliptical openings to single storey walkway

INTRUSIVE FEATURES: • Infill to single storey walkway

SIGNIFICANCE: HIGH/MEDIUM



ELEVATION • N/A

DATE(S) OF CONSTRUCTION • 1713 with c.1884 extension

WALLS • Red brick with two wall ties on ground floor
• Timber infill with glazing

WINDOWS • 1713 Second Floor: one casement and three, 10 over 10 sashes, one small window
• First Floor 1713: four, 12 over 12 sashes under red brick arches; one, four over four sash; one, five over five sash; one small window

DOOR • Three painted timber doors

ROOF • Tile with decorative ridge
• Slate/glass on passage

CORNICE • None

CHIMNEYS • Two late C19 red brick chimneys

RAINWATER GOODS • Painted cast iron

DECORATIVE FEATURES • None

EXTERNAL: EASTERN CELL RANGE: NORTH



- 1 Bethel frontage
- 2 Ventilation grille
- 3 Typical first floor sash window
- 4 Detail showing c.1899 alterations at west end
- 5 Detail showing a typical blocked window

EXTERNAL: EASTERN CELL RANGE: NORTH

DESCRIPTION

Two storey red brick range fronting Bethel Street and adjoining the Boardman Range; predominantly blank façade with four blocked up windows at ground floor level below four sash windows. Joint in brickwork towards the western end of range suggests that the range was extended.

CONDITION

This north-facing elevation is in a particularly poor condition. The brickwork is very green and damp throughout. There is a lot of spalled brickwork and some areas of missing bricks, as well as considerable areas of missing mortar; particularly around the first floor windows and to the painted plinth. There is a large crack to the east of the ground floor window at the west end of this section of elevation. Further to the east of this crack, under the most western first floor window is another crack, which has been previously repaired badly with a cement mortar.

The roof has a shallow pitch which is covered in a moss/lichen growth and the lead flashing at the east end of the roof is lifting.

The central rainwater pipe is cracked and in very poor condition. The brickwork around this area is very damp.

The windows are in a poor condition, looking very green and rotten.

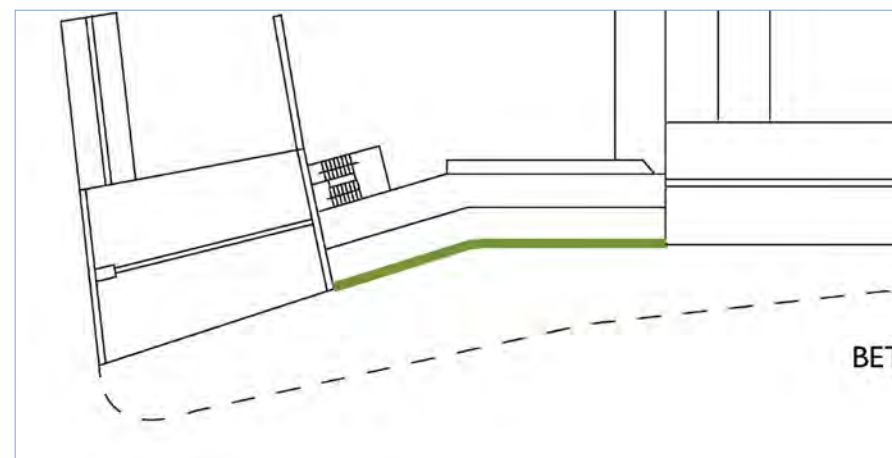
SIGNIFICANT FEATURES:

- Blank wall at ground floor

INTRUSIVE FEATURES:

- Wires
- Sale sign
- No waiting sign

SIGNIFICANCE: HIGH



ELEVATION

- N/A

DATE(S) OF CONSTRUCTION

- 1757-1830 with c.1899 alterations

WALLS

- Red brick
- Painted damp proof membrane
- Four patches below each window are thought to be infilled windows

WINDOWS

- Four painted eight over eight sashes (nineteenth century) with timber sills.

DOOR

- None

ROOF

- Slate
- Low pitched

CORNICE

- None

CHIMNEYS

- None

RAINWATER GOODS

- Cast iron gutters, downpipe and hopper
- Black uPVC downpipe and hopper between Cell Range and Boardman Range

DECORATIVE FEATURES

- None

EXTERNAL: EASTERN CELL RANGE: SOUTH

ILLUSTRATIVE



- 1 South elevation
- 2 Fire escape
- 3 Chimney and first floor sash windows
- 4 View of East Cell Range from 1713 wing

CONDITION



Missing flashing and gutter

EXTERNAL: EASTERN CELL RANGE: SOUTH

DESCRIPTION

South elevation of two storey red brick range fronting the east courtyard. The eastern section, formerly an open shed, is timber panelled. A bay was added to the ground floor of the western half in the late nineteenth century to create a large room with external chimney. Two tripartite sash windows at ground floor level and a row of tightly spaced first floor sash windows.

CONDITION

The slate roof to the south elevation is in relatively fair condition. There is some moss/lichen growth but a limited amount. There are no slates missing and the lead flashings look intact, as does the gutter. The slate to the ground floor lean-to is in poor condition with green slates, slipped slates and no lead flashing for the majority of the length. The west end of the gutter is missing and the fascia looks in poor condition. There is significant greening to the brick corbels to the chimney and some vegetation growth from the east side of the chimney.

The brickwork is in adequate condition with some areas of spalled brickwork and some bricks which have been replaced or covered with a cement mortar. At the west end of the ground floor lean-to is a considerable area of damp brickwork where the gutter has broken away.

All windows and frames look in poor condition with moss/lichen growth to sills; peeling paint and broken and missing glazing.

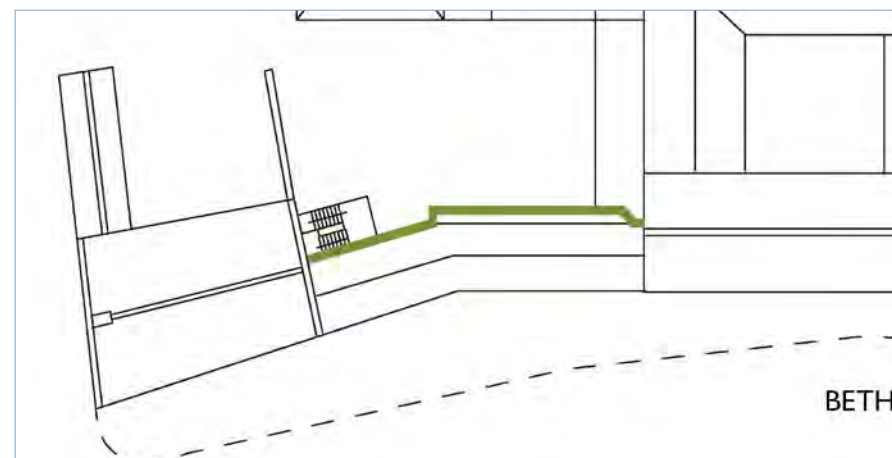
SIGNIFICANT FEATURES:

- Regularly spaced windows
- Chimney

INTRUSIVE FEATURES:

- Fire escape
- uPVC rainwater pipes

SIGNIFICANCE: HIGH/MEDIUM



ELEVATION • N/A

DATE(S) OF CONSTRUCTION • 1756 to 1830, 1880s ground floor; later C20

WALLS

- Red brick
- Painted timber infill at ground floor

WINDOWS

- Eight, six over six sashes under red brick arches, slightly curved and eight over 12 window
- Two tripartite sashes with flat brick arches.

DOOR • None

ROOF • Slate with lead flashing

CORNICE • None

CHIMNEYS • Slender C19 red brick with red pot

RAINWATER GOODS • Cast iron gutters and brown uPVC downpipes

DECORATIVE FEATURES • None

EXTERNAL: SOUTH-EAST RANGE: NORTH

ILLUSTRATIVE



- 1 North elevation
- 2 Single storey structures

CONDITION



- 3 Leaf and vegetation build up to valley gutter
- 4 Flashing over hip slipped past eaves
- 5 Severe cracking to chimney

EXTERNAL: SOUTH-EAST RANGE: NORTH

DESCRIPTION

Two-storey east building with two one over one sashes at ground floor and one fifteen over fifteen window at first floor level. Rendered ground floor with central chimney. Adjoining single storey buildings of painted brick, part of which are roofless. The buildings have one 15 over 15, two over two and two over one sash, and a tripartite window.

CONDITION

This section is in very poor condition. At ground floor level the render at the east end of the section (north elevation of the two storey building) is very green and the paint is cracking and peeling. The rest of the ground floor along the elevation is painted but in derelict condition. There is no roof to the single storey section at the west end of the elevation (over rooms G60 to G64) and the windows are rotten with no glazing or are boarded up. There is considerable vegetation growth and the whole area is very damp.

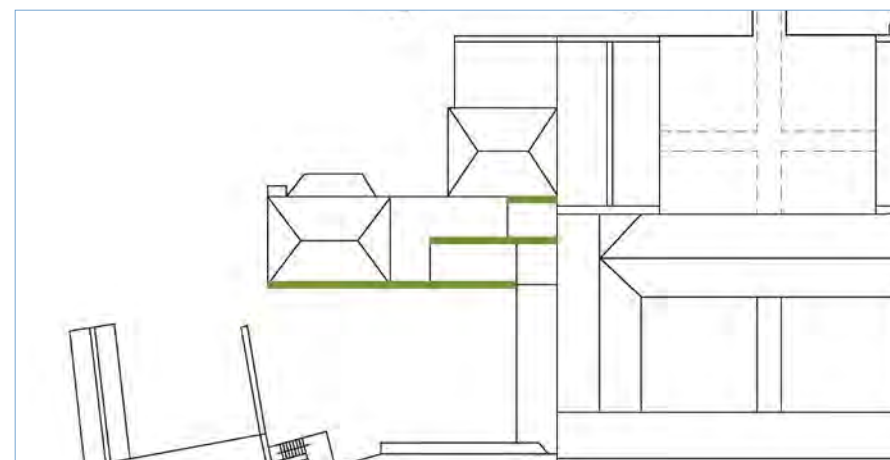
The flashings to the hips of the slate roof over the west two-storey building have slipped off past the eaves and many slates have slipped or are missing. There is a large hole in the roof at the north-west corner. The slate roof over the main part of the south-east range is very green, as is the pitched roof to the south of the parapet wall. This roof is also missing slates and has considerable vegetation and leaf build up in the valley gutter. The condition of the slates over the south pitched roof is very similar with areas of green and a number of slipped and missing tiles. The gutter to this roof looks poor with vegetation growth from both ends. The chimney adjacent to this roof has significant structural cracking and could collapse without warning.

The brickwork in this area is also poor with a lot of moss/lichen growth, damp areas and spalled brickwork. The windows look rotten and are very green. There is some vegetation growth from the parapet wall and the coping over.

- SIGNIFICANT FEATURES:**
- Chimneys
 - Rendered lower wall
 - Variety of windows indicating phases of building

- INTRUSIVE FEATURES:**
- Vegetation growth

SIGNIFICANCE: MEDIUM



- ELEVATION**
- N/A

- DATE(S) OF CONSTRUCTION**
- 1789-1830, 1830s, 1880s-1890s

- WALLS**
- Painted brick ground floor
 - Red brick, part rendered in 1830s

- WINDOWS**
- East building: two sash at ground floor; one sash at first floor
 - Roofless building: three sliding sash, one tripartite

- DOOR**
- One

- ROOF**
- Slate

- CORNICE**
- None

- CHIMNEYS**
- Red brick C19 chimney with moulded brick cornice and band; rendered at ground floor level

- RAINWATER GOODS**
- Cast iron gutters, hoppers and downpipe
 - Brown painted

- DECORATIVE FEATURES**
- None

EXTERNAL: SOUTH-EAST RANGE: EAST/SOUTH



- 1 South elevation
- 2 South and east elevations
- 3 East elevation
- 4 Door
- 5 Horizontal sliding sash
- 6 Typical window in bay
- 7 First floor windows and brickwork joint
- 8 Railings

EXTERNAL: SOUTH-EAST RANGE: EAST/SOUTH

DESCRIPTION

Two storey wing with canted bay. Painted brick at ground floor with twentieth century fire escape door and small casement window. Fire escape platform with rusted iron railings with ball finials above small square storage room.

Note: It was not possible to inspect the first floor metal railing; it may be by Boulton and Paul and relate to the early fire escape system installed in the late nineteenth century. Not only were Boulton and Paul a local manufacturer of international repute but JJ Paul served as a Governor of Bethel.

CONDITION

As on the north side of this roof, the lead flashings have slipped off the roof past the eaves. The corrugated sheet roof over the canted bay is in poor condition and is very green. The rest of this corrugated roof has been removed leaving a small section against the south elevation.

On the east elevation is evidence of a former roof line, now removed, leaving the brickwork in a poor condition. The render is in poor condition, but the brickwork is in reasonable condition. The windows are rotten with broken and missing glazing.

There is significant vegetation growth and moss growth in the corner between the south and east elevations where the rainwater pipe runs. The paving adjacent to this corner of the building is damp and very green.

The first floor metal railing is badly rusted and the flat roof over the store looks in poor condition, although this was not inspected more closely.

SIGNIFICANT FEATURES:

- Walls
- Form

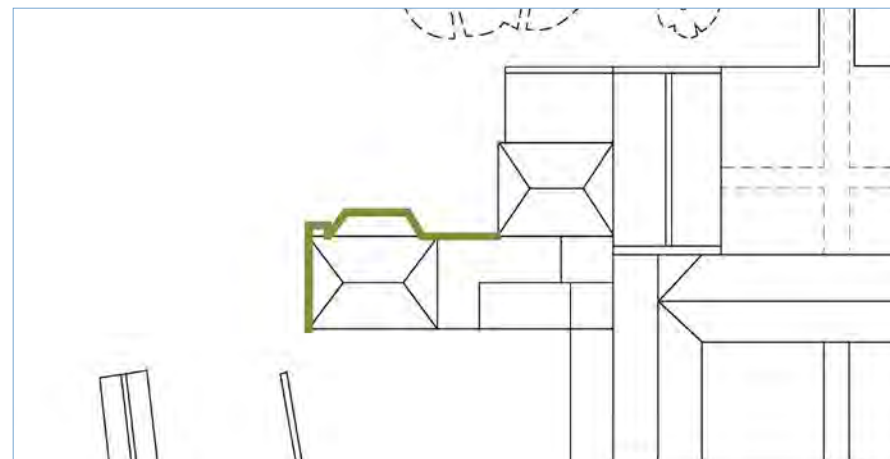
INTRUSIVE FEATURES:

- South walls
- Boarded over door
- Unfinished removal of verandah roof
- Modern double doors
- Surface mounted trunking

East wall

- Security alarm
- Cement render over blocked door opening
- White cable

SIGNIFICANCE: MEDIUM



ELEVATION

- N/A

DATE(S) OF CONSTRUCTION

- 1756 to 1830, 1830s

WALLS

- Red brick – traces of paint on lower level
- Cement render over door (ground floor) and remains of render at plinth level
- Some cement refill over bricks

WINDOWS

- Two, 15 over 15 sash, C19
- One, four over four sash, C19
- One casement opening, C20
- One, six over six horizontal sliding sash, C19
- Three, six over six sash, C19
- Red brick arches and timber sills

DOOR

- Double flush later C20 doors with modern glazing and ironmongery
- East elevation: blocked door

ROOF

- Slate
- Corrugated asbestos

CORNICE

- None

CHIMNEYS

- None

RAINWATER GOODS

- Cast iron gutter and downpipe

DECORATIVE FEATURES

- Balcony – painted metal

EXTERNAL: SOUTH-EAST RANGE: SOUTH (SINGLE STOREY)

ILLUSTRATIVE



South elevation

CONDITION



Window head dropped causing collapse of parapet

EXTERNAL: SOUTH-EAST RANGE: SOUTH (SINGLE STOREY)

DESCRIPTION

Single storey red brick building with flat roof concealed by parapet. Sliding sash window under flat brick arch in east elevation, two sash windows in south elevation with central set of double doors.

One sash under flat brick arch in the east elevation.

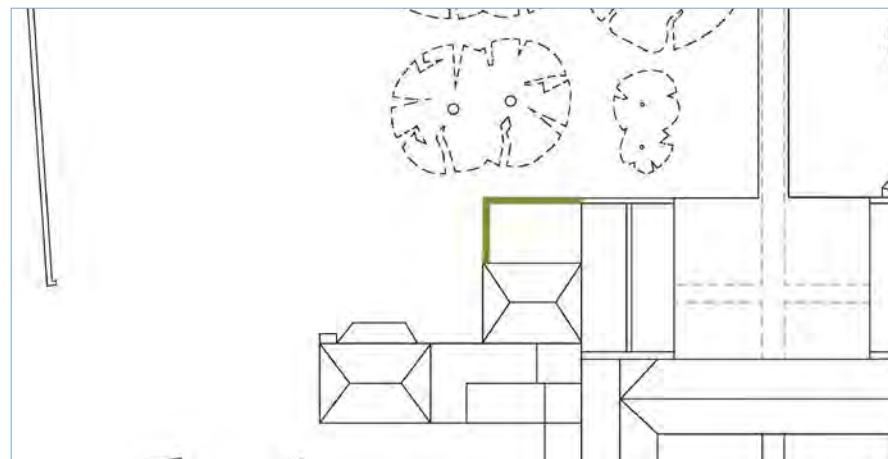
CONDITION

The brickwork is green and spalled in some places with moss growth to the tiled pediment over the door. There are two large cracks to the south elevation, one from the sill of the easternmost window and one from the brick arch over this window extending towards the string course. There is considerable moss and vegetation growth on the wall behind the rainwater pipe. The window head has dropped resulting in cracking and open coursing and the loss of the north end of the parapet.

SIGNIFICANT FEATURES: • Decorative brick doorcase with Cosseyware

INTRUSIVE FEATURES: • uPVC rainwater pipe
• Security light
• Surface mounted cables

SIGNIFICANCE: MEDIUM



ELEVATION • N/A

DATE(S) OF CONSTRUCTION • c.1880 to 1893

WALLS • Red brick with brick mouldings to parapet

WINDOWS • C19 vertical sliding sashes (six over six) at ground floor

DOOR • Timber double doors with fan light and decorative brick doorcase

ROOF • Not accessible to view

CORNICE • Red brick

CHIMNEYS • None

RAINWATER GOODS • uPVC rainwater pipe

DECORATIVE FEATURES • None

EXTERNAL: SOUTH-EAST RANGE: NORTH/EAST



South elevation



East elevation



East elevation

EXTERNAL: SOUTH-EAST RANGE: SOUTH/EAST

DESCRIPTION

Two storey red brick block, extended in late nineteenth century (see separate gazetteer entry), painted brick at ground floor. Twentieth century door in east elevation and two first floor sash windows with flat brick arches. Three sash windows on first floor of south elevation.

CONDITION

There are missing and slipped slates to the roof and the lead flashing has slipped off past the eaves. The gutter appears to be missing from the south end of the elevation and the fascia in poor condition.

There is considerable amount of spalled brickwork and a number of bricks replaced or covered with cement mortar. The door has been covered with cement render. There is some vegetation growth where this elevation meets the plinth of the adjacent wall and areas of damp.

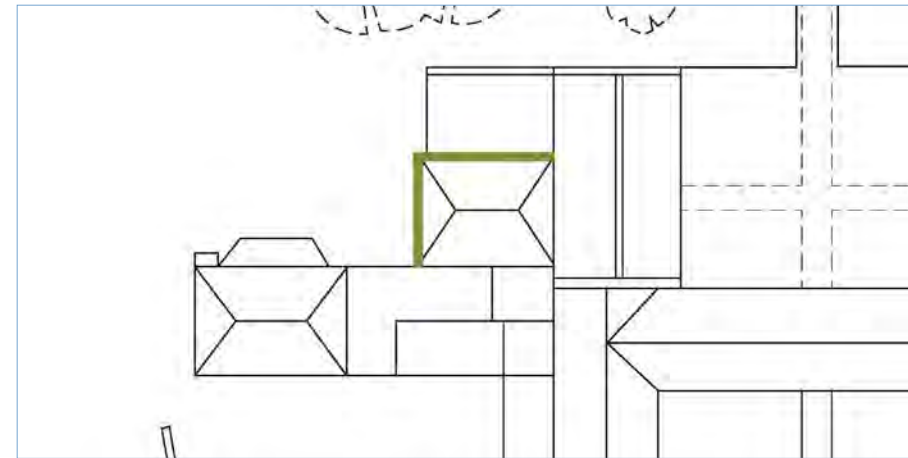
SIGNIFICANT FEATURES:

- Walls
- Form

INTRUSIVE FEATURES:

- None

SIGNIFICANCE: MEDIUM



ELEVATION	<ul style="list-style-type: none">• N/A
DATE(S) OF CONSTRUCTION	<ul style="list-style-type: none">• 1830s
WALLS	<ul style="list-style-type: none">• Red brick• Painted at ground floor level
WINDOWS	<ul style="list-style-type: none">• One 15 over 15 sash, C19• Three, six over six sashes with curved heads, C19 and one blocked up• Flat brick arches
DOOR	<ul style="list-style-type: none">• C20 glazed panel door
ROOF	<ul style="list-style-type: none">• Slate hipped
CORNICE	<ul style="list-style-type: none">• None
CHIMNEYS	<ul style="list-style-type: none">• One red brick chimney
RAINWATER GOODS	<ul style="list-style-type: none">• Cast iron
DECORATIVE FEATURES	<ul style="list-style-type: none">• None

EXTERNAL: WALL ADJACENT 33 BETHEL STREET (EAST)



West side of wall



Timber door

EXTERNAL: WALL ADJACENT 33 BETHEL STREET (EAST)

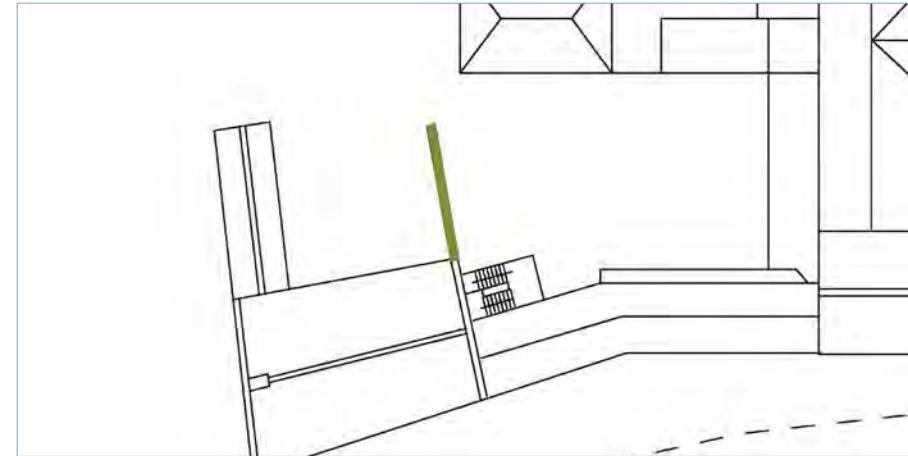
DESCRIPTION

Red brick wall adjacent to 33 Bethel Street with red brick coping. Timber fire escape door and concrete lintel.

CONDITION

South end of wall missing. Remaining wall being supported. From the east, brickwork marked where render removed. Cement infills or replacement in places. There is a large crack from the coping down eight courses. The coping has considerable moss growth and some broken bricks. The timber gate is in poor condition with most paint gone.

From the west, the brickwork is green with a considerable amount of spalled bricks and areas of repair in cement mortar. Some render still remains at base, but most has been removed or fallen off.



ELEVATION • N/A

DATE(S) OF CONSTRUCTION • 1830 to 1880

WALLS • Red brick, evidence of white paint

WINDOWS • None

DOORS • C20 timber boarded with rusty ironmongery

ROOF • Brick capping

CORNICE • None

CHIMNEYS • None

RAINWATER GOODS • None

DECORATIVE FEATURES • None

SIGNIFICANT FEATURES: • Wall

INTRUSIVE FEATURES: • Light
• Render

SIGNIFICANCE: HIGH/MEDIUM

EXTERNAL: GARDEN WALL: WEST



- 1 West side (part of central section)
- 2 West side (southern section)
- 3 East side (southern section)
- 4 East side (northern section)
- 5 Modern door, steps and shed at southern end
- 6 West side (northern section)

EXTERNAL: GARDEN WALL: WEST

DESCRIPTION

Red brick wall with red brick capping dividing Little Bethel Court from the Bethel garden.

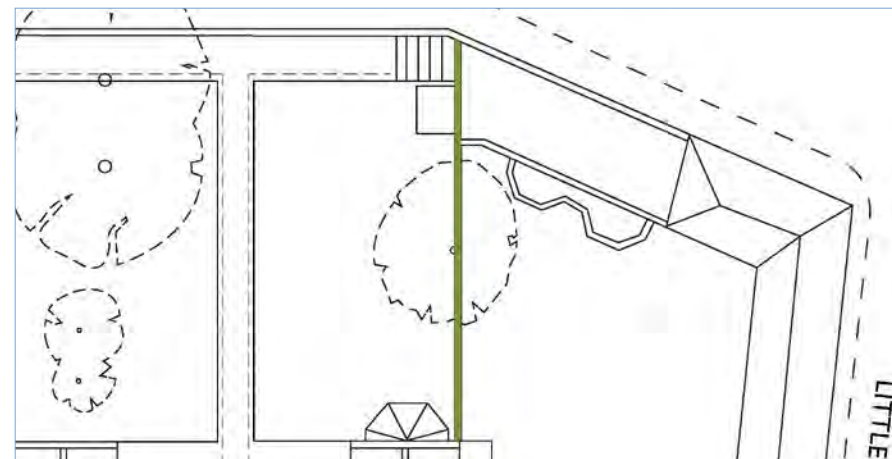
CONDITION

Generally reasonable. From Little Bethel Court side, the wall is greener and damper towards the top and the base and has moss growth to the coping bricks and vegetation to the base. There are a number of spalled bricks and areas of missing mortar. From the east, the wall is green with more moss and vegetation growth at the base, top and where the wall widens. Again there are a number of spalled bricks and areas of missing mortar.

SIGNIFICANT FEATURES: • Wall

INTRUSIVE FEATURES: • Shed

SIGNIFICANCE: HIGH



ELEVATION • N/A

DATE(S) OF CONSTRUCTION • Pre-C19, southern end: modern building

WALLS • Red brick

WINDOWS • None

DOOR • Modern stained timber door with metal grille

ROOF • Brick capping

CORNICE • None

CHIMNEYS • None

RAINWATER GOODS • None

DECORATIVE FEATURES • None

EXTERNAL: PERIMETER WALL: SOUTH



- 1 North side (eastern end and brick ramp)
- 2 North side (western end)
- 3 Mary Chapman commemorative stone
- 4 South side (western end)
- 5 South side (central section)
- 6 South side (eastern end)

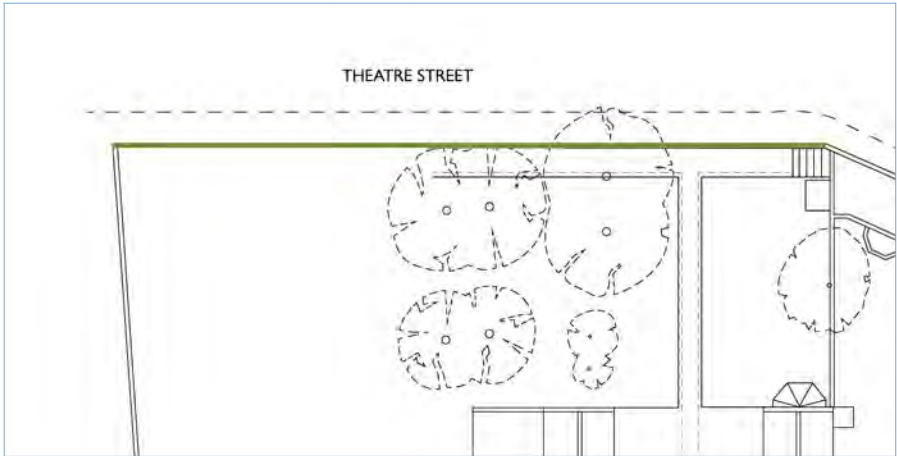
EXTERNAL: PERIMETER WALL: SOUTH

DESCRIPTION

Tall red brick wall running east to west along the south perimeter of the site, which appears higher on north side due to change in ground levels. Timber gate in car park, accessed via a concrete ramp. Rectangular stone commemorating Mary Chapman is set in the western section of the wall.

CONDITION

Generally the wall is in reasonable condition, with some green staining and some areas of damp at the top and some moss growth to the coping stone. At the west end of the wall there is some ivy growth spreading over the top of the wall.



ELEVATION • N/A

DATE(S) OF CONSTRUCTION • C18
• Rebuilt late C20

WALLS • Red brick

WINDOWS • None

DOOR • Timber (modern)

ROOF • Concrete cappings

CORNICE • None

CHIMNEYS • None

RAINWATER GOODS • None

DECORATIVE FEATURES • Commemorative stone

SIGNIFICANT FEATURES: • Wall (though rebuilt)
• Stone commemorating Mary Chapman

INTRUSIVE FEATURES: • None

SIGNIFICANCE: HIGH/MEDIUM

EXTERNAL: PERIMETER WALL: EAST



Eighteenth century section of wall



East elevation



West elevation

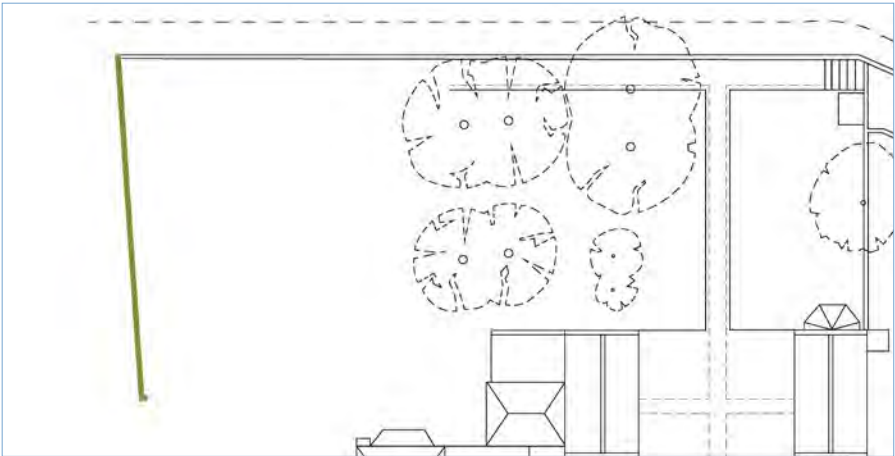
EXTERNAL: PERIMETER WALL: EAST

DESCRIPTION

Tall red brick wall running north to south along the east perimeter of the site, rebuilt during the construction of the Forum. Southern section of eighteenth century wall survives.

CONDITION

Generally in good condition with some green staining and minor moss growth to the top of the wall and coping.



ELEVATION • N/A

DATE(S) OF CONSTRUCTION • C18; Rebuilt in late C20 (except for the southern section)

WALLS • Red brick, red brick cappings

WINDOWS • None

DOOR • None

ROOF • None

CORNICE • None

CHIMNEYS • None

RAINWATER GOODS • None

DECORATIVE FEATURES • None

SIGNIFICANT FEATURES: • Wall, particularly eighteenth century southern section


INTRUSIVE FEATURES: • Parking signs

SIGNIFICANCE: HIGH/MEDIUM



Areas indicative: no accurate
survey plan of basement level

INTERNAL - BASEMENT



INTERNAL - BASEMENT: BI, WESTERN I750s RANGE

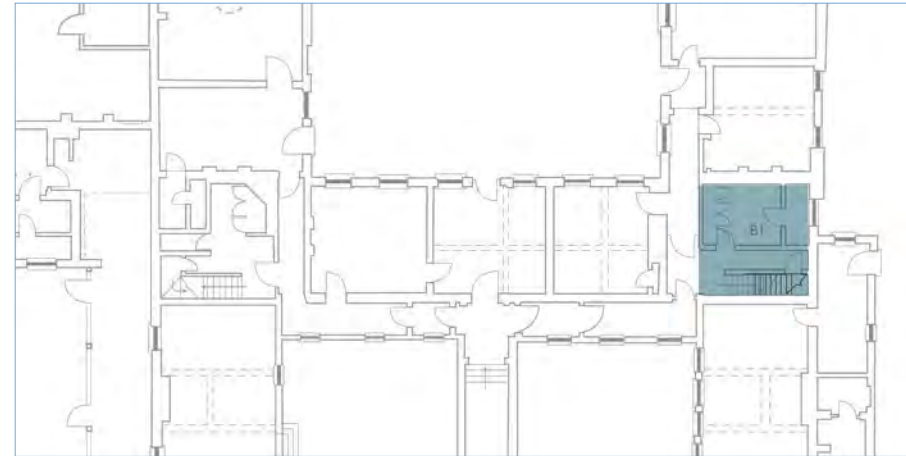
INTERNAL - BASEMENT: BI, WESTERN 1750s RANGE

DESCRIPTION

Original cellar in south-west corner of the 1713 building. Brick pammets floor and timber staircase with two original stone steps. A mixture of brick and breeze block walls with cement render repairs.

CONDITION

In reasonable condition, with patchy cement render repairs around the room.



DATE(S) OF CONSTRUCTION • 1713

HISTORIC USE • Cellar (possibly used as inmate accommodation during early C18)

CURRENT USE • Cellar

CEILING • Plaster
• Exposed modern beams

WALLS • Breeze block and exposed brick

WINDOWS • None

DOORS • Modern painted panelled with modern ironmongery

FLOOR • Brick pammets

CHIMNEY • None

DECORATIVE FEATURES • None

OTHER • None

SIGNIFICANT FEATURES: • Brick pammets
• Two stone steps
• Exposed brickwork

INTRUSIVE FEATURES: • Modern render

SIGNIFICANCE: MEDIUM

INTERNAL - BASEMENT: B2, BOARDMAN RANGE

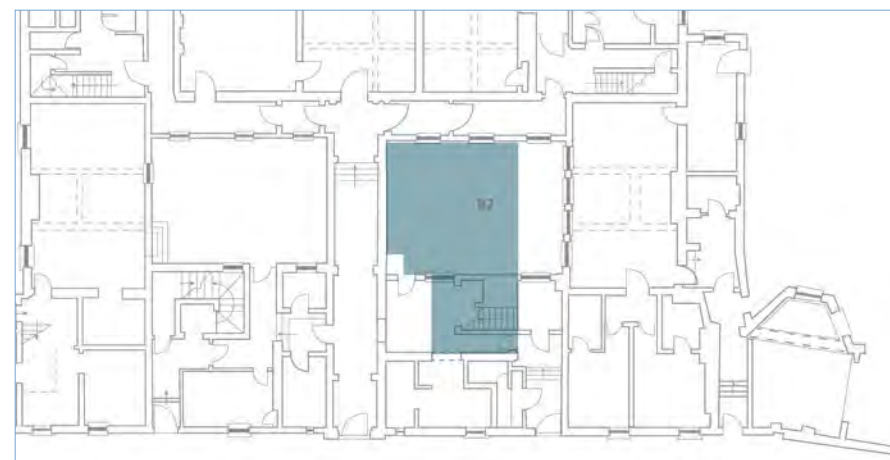
INTERNAL - BASEMENT: B2, BOARDMAN RANGE

DESCRIPTION

Not accessible for inspection

CONDITION

Not accessible



DATE(S) OF CONSTRUCTION	<ul style="list-style-type: none">Probably late C19
HISTORIC USE	<ul style="list-style-type: none">Cellar to late C19 kitchen
CURRENT USE	<ul style="list-style-type: none">None
CEILING	<ul style="list-style-type: none">Not inspected
WALLS	<ul style="list-style-type: none">Not inspected
WINDOWS	<ul style="list-style-type: none">Not inspected
DOORS	<ul style="list-style-type: none">Not inspected
FLOOR	<ul style="list-style-type: none">Not inspected
CHIMNEY	<ul style="list-style-type: none">Not inspected
DECORATIVE FEATURES	<ul style="list-style-type: none">Not inspected
OTHER	<ul style="list-style-type: none">None

SIGNIFICANT FEATURES:

- Not inspected

INTRUSIVE FEATURES:

- Not inspected

SIGNIFICANCE: NOT INSPECTED

INTERNAL - BASEMENT: B3, BOARDMAN RANGE



- 1 West wall
- 2 East wall
- 3 South wall
- 4 Historic concrete stairs

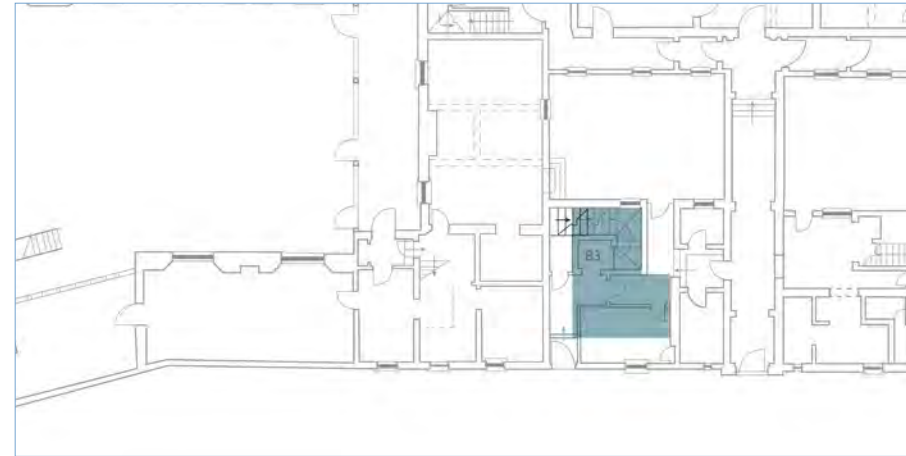
INTERNAL - BASEMENT: B3, BOARDMAN RANGE

DESCRIPTION

Basement with modern rendered walls, constructed by Boardman in late nineteenth century as a Heating Chamber.

CONDITION

Extremely damp due to water ingress through window, urgent works required.



SIGNIFICANT FEATURES: • Iron joists

INTRUSIVE FEATURES: • None

SIGNIFICANCE: LOW

DATE(S) OF CONSTRUCTION • 1899

HISTORIC USE • Heating chamber

CURRENT USE • None

CEILING • Modern render

WALLS • Modern render

WINDOWS • Covered at time of inspection

DOORS • Modern timber panelled with modern ironmongery

FLOOR • Concrete

CHIMNEY • None

DECORATIVE FEATURES • None

OTHER • None

INTERNAL - BASEMENT: B4, EASTERN 1750s RANGE



- 1 Basement looking north-west
- 2 Basement looking south-east
- 3 Modern timber rail
- 4 Basement looking west

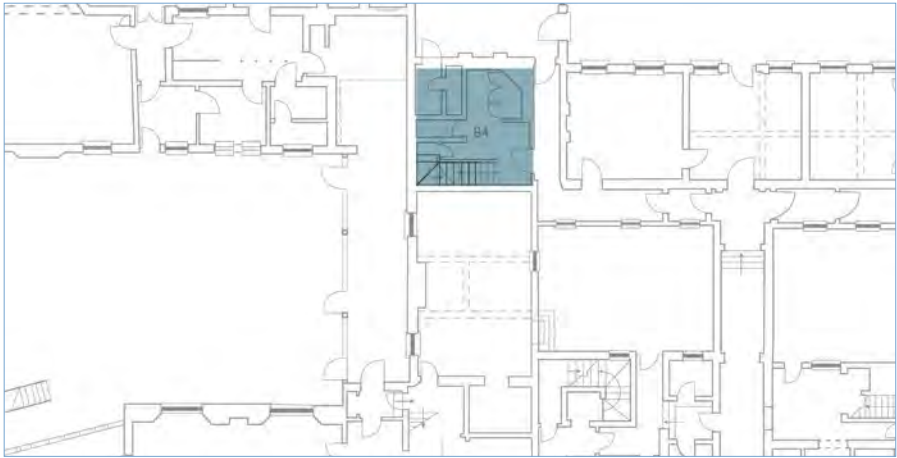
INTERNAL - BASEMENT: B4, EASTERN 1750s RANGE

DESCRIPTION

Basement with exposed brick walls, some original and some modern, and stone floor, accessed via modern timber staircase. Evidence of blocked windows in west wall.

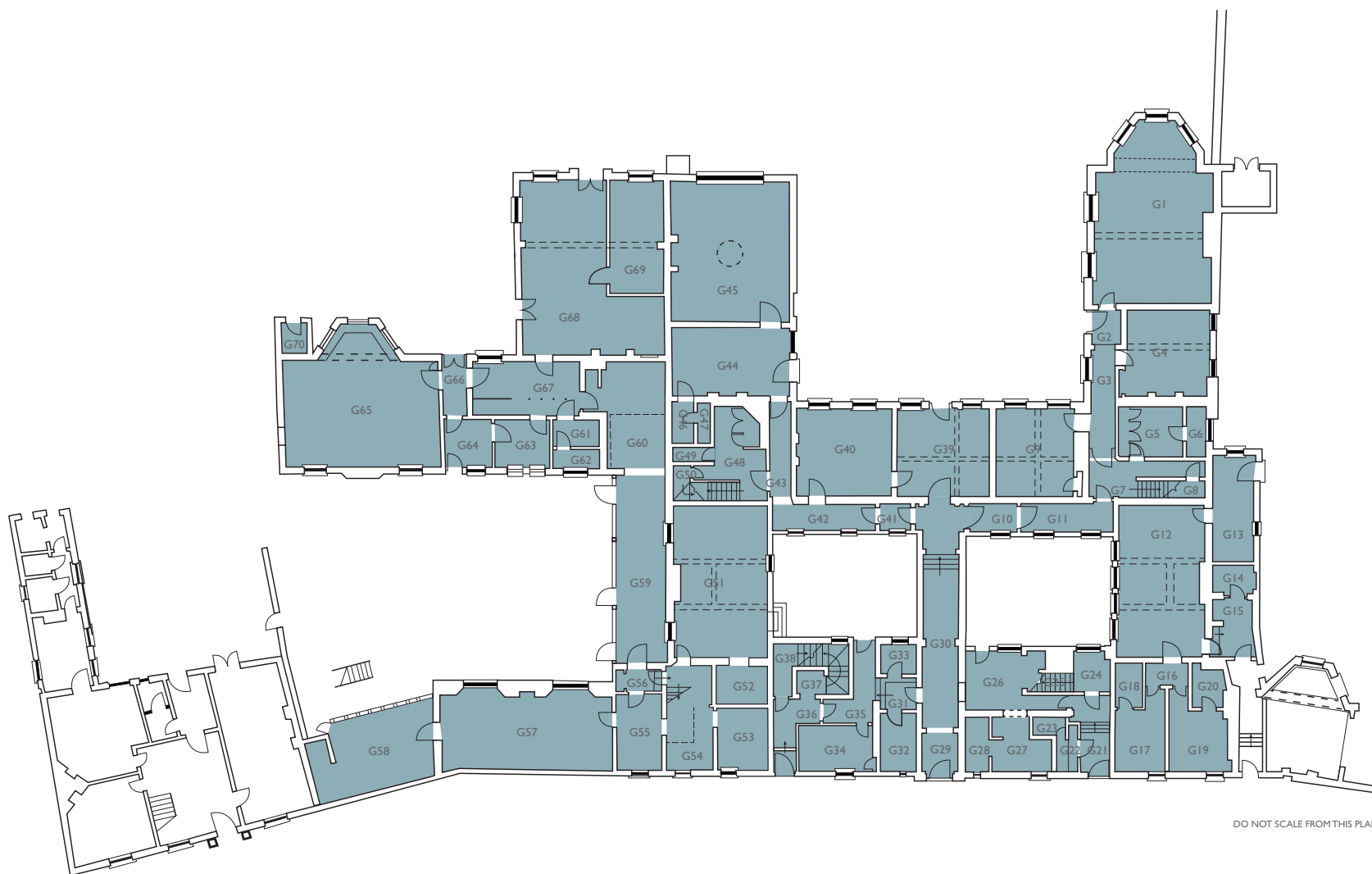
CONDITION

Good




DATE(S) OF CONSTRUCTION	<ul style="list-style-type: none">1713
HISTORIC USE	<ul style="list-style-type: none">Cellar
CURRENT USE	<ul style="list-style-type: none">Basement
CEILING	<ul style="list-style-type: none">Modern render
WALLS	<ul style="list-style-type: none">Brick, historic brick limewashed
WINDOWS	<ul style="list-style-type: none">None
DOORS	<ul style="list-style-type: none">Historic timber with modern ironmongery
FLOOR	<ul style="list-style-type: none">Stone
CHIMNEY	<ul style="list-style-type: none">None
DECORATIVE FEATURES	<ul style="list-style-type: none">None
OTHER	<ul style="list-style-type: none">None

SIGNIFICANT FEATURES:	<ul style="list-style-type: none">Stone floor, exposed brick walls
INTRUSIVE FEATURES:	<ul style="list-style-type: none">None
SIGNIFICANCE:	LOW



DO NOT SCALE FROM THIS PLAN

INTERNAL - GROUND FLOOR



INTERNAL - GROUND FLOOR: GI, WESTERN 1750s RANGE

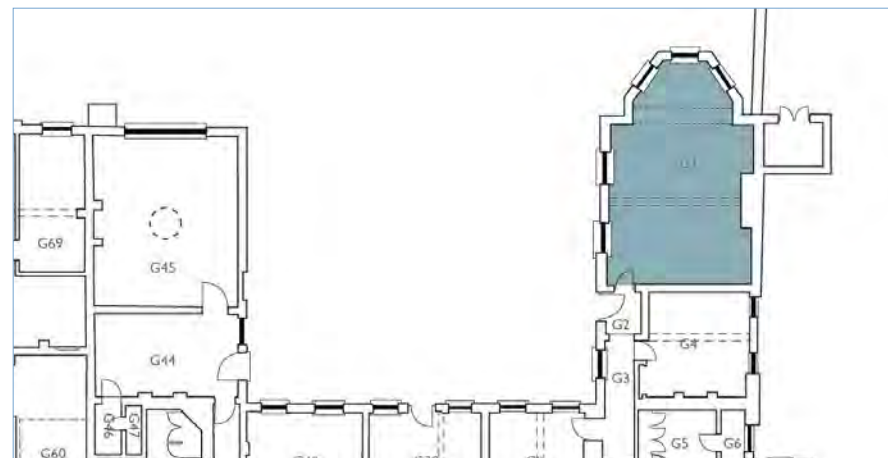
INTERNAL - GROUND FLOOR: GI, WESTERN 1750s RANGE

DESCRIPTION

Rectangular room extended with the addition of a bay window in the late eighteenth century or early nineteenth century. Ceiling timbers encased. Nineteenth century door and windows but most features are modern.

CONDITION

Good



DATE(S) OF CONSTRUCTION • 1753 to 1756 with late C18 additions

HISTORIC USE • Ladies Day Room (1893 plan)
• Ladies Dining Room (c.1906 photograph)

CURRENT USE • Sitting Room

CEILING • Painted plaster with plastered downstand beam with modern plaster cornice and modern ceiling roses

WALLS • Painted plaster with modern dado and mostly modern skirting

WINDOWS • East wall: Two C19 vertical sliding sash (six over six)
• South wall: Three C19 sash windows arranged in bay (six over six)

DOORS • North: C19 painted panelled door with modern ironmongery

FLOOR • Carpet

CHIMNEY • Stack in west wall
• Modern gas fire with modern painted timber surround

DECORATIVE FEATURES • None

OTHER • None

SIGNIFICANT FEATURES: • Nineteenth century windows, door

INTRUSIVE FEATURES: • None

SIGNIFICANCE: Interiors: NEUTRAL
Plan Form: HIGH

INTERNAL - GROUND FLOOR: G2 AND G3, WESTERN I750S RANGE

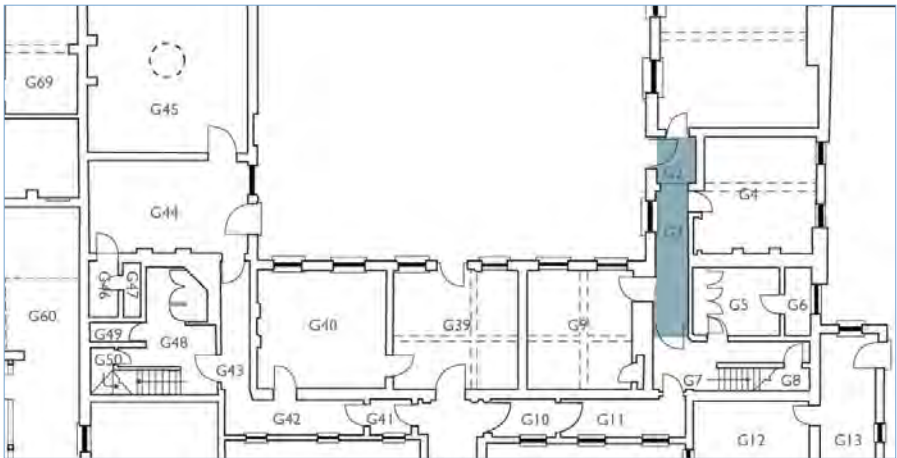
INTERNAL - GROUND FLOOR: G2 AND G3, WESTERN 1750S RANGE

DESCRIPTION

Small entrance hall and corridor connecting the eighteenth century wing with the 1713 north-west wing. Black and white square tiled floor in entrance lobby, corniced ceilings and a variety of doors add to character of the space.

CONDITION

Good



DATE(S) OF CONSTRUCTION • Straddling the 1713 and 1750s ranges; probably created in early C19

HISTORIC USE • Entrance Hall and Corridor

CURRENT USE • Entrance Hall and Corridor

CEILING • Painted plaster
• Historic cornice
• Plastered beam

WALLS • Painted plaster with dado
• Skirtings all modern

WINDOWS • East wall: modern painted timber sliding sash (six over six)

DOORS • Panelled timber front door into G1
• C19 painted timber panelled (two over two) with modern ironmongery
• C19 glazed painted timber door with modern ironmongery into G4
• Possibly C18 painted timber panel (one over one) door with historic ironmongery into G9 (though opening created in C20)
• Modern painted panelled door into G7

FLOOR • Tiled floor in entrance hall, carpeted corridor

CHIMNEY • None

DECORATIVE FEATURES • None

OTHER • None

SIGNIFICANT FEATURES: • Doors

INTRUSIVE FEATURES: • Tiled floor in entrance hall

SIGNIFICANCE: Interiors: NEUTRAL
Plan Form: HIGH

INTERNAL - GROUND FLOOR: G4, 1750s WESTERN RANGE

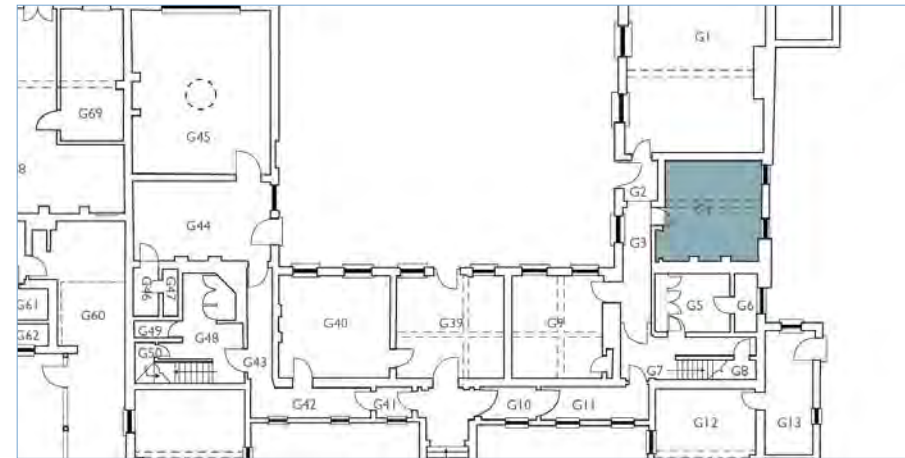
INTERNAL - GROUND FLOOR: G4, 1750s WESTERN RANGE

DESCRIPTION

Square room currently in use as kitchen with exposed ceiling beams.

CONDITION

Good



DATE(S) OF CONSTRUCTION • 1713

HISTORIC USE(S) • Work Room (c.1880 plan)
• Bathroom (1893 plan)

CURRENT USE • Kitchen

CEILING • Painted plaster with exposed central beam
• Exposed beam along north wall. Partially replaced at western end

WALLS • Painted plaster
• Skirtings all modern

WINDOWS • West wall: two historic painted timber sliding sashes (six over six) with painted timber reveals and architraves

DOORS • C19 glazed timber panelled door with panelled reveals

FLOOR • Timber floorboards

CHIMNEY • Stack in north wall
• Modern range installed

DECORATIVE FEATURES • None

OTHER • Historic cupboard in east wall

SIGNIFICANT FEATURES: • Ceiling beams
• Cupboard in wall

INTRUSIVE FEATURES: • None

SIGNIFICANCE: Interiors: NEUTRAL
Plan Form: HIGH

INTERNAL - GROUND FLOOR: G5, 1713 CENTRAL RANGE

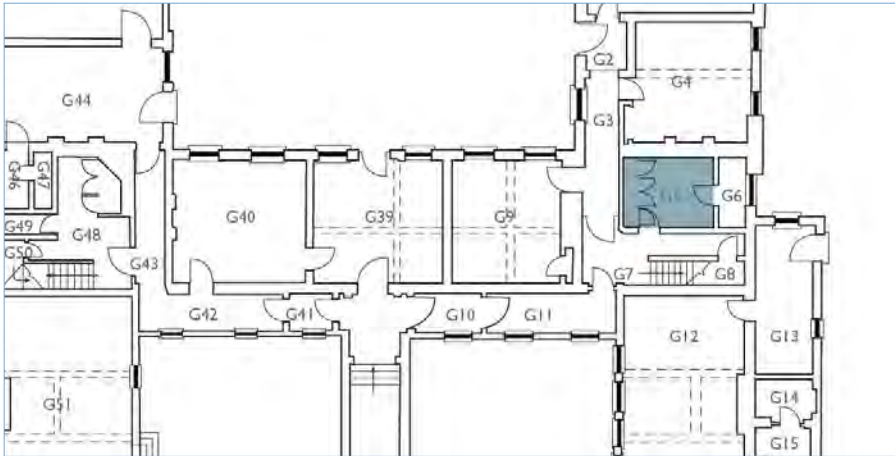
INTERNAL - GROUND FLOOR: G5, I713 CENTRAL RANGE

DESCRIPTION

Small rectangular room partitioned during c.2000 conversion. Historic cupboards along east and south walls.

CONDITION

Good



DATE(S) OF CONSTRUCTION	<ul style="list-style-type: none">• 1713• Partition wall c.2000
HISTORIC USE	<ul style="list-style-type: none">• Part of Store Room (1893 plan)
CURRENT USE	<ul style="list-style-type: none">• Store Room
CEILING	<ul style="list-style-type: none">• Painted plaster
WALLS	<ul style="list-style-type: none">• Painted plaster• Skirtings all modern
WINDOWS	<ul style="list-style-type: none">• None
DOORS	<ul style="list-style-type: none">• North wall: possibly modern painted panelled with modern ironmongery• West wall: reused and altered historic painted panelled door with modern ironmongery
FLOOR	<ul style="list-style-type: none">• Vinyl
CHIMNEY	<ul style="list-style-type: none">• None
DECORATIVE FEATURES	<ul style="list-style-type: none">• None
OTHER	<ul style="list-style-type: none">• East wall: two large historic cupboards and two small cupboards• South wall: three historic overhead cupboards

SIGNIFICANT FEATURES:

- East wall cupboards

INTRUSIVE FEATURES:

- None

SIGNIFICANCE: NEUTRAL

INTERNAL - GROUND FLOOR: G6, 1713 CENTRAL RANGE

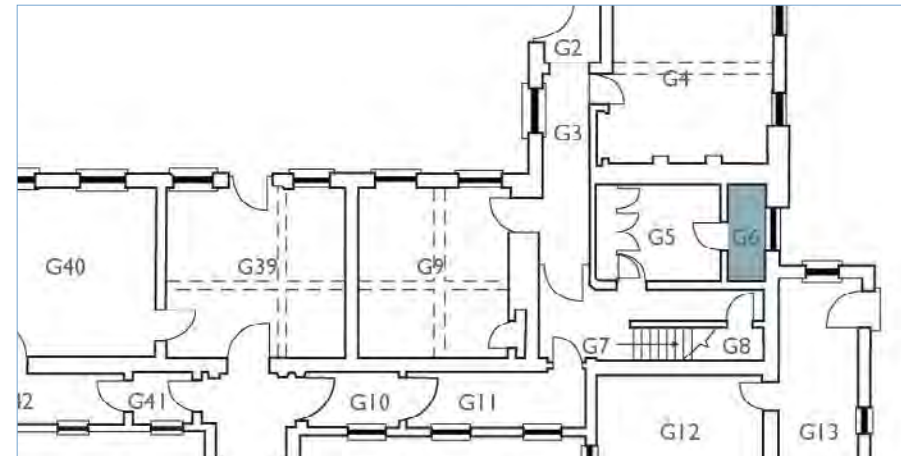
INTERNAL - GROUND FLOOR: G6, I713 CENTRAL RANGE

DESCRIPTION

Small rectangular room created during c.2000 conversion.

CONDITION

Fair.



DATE(S) OF CONSTRUCTION

- 1713
- Partition wall c.2000

HISTORIC USE

- Part of Store Room (1893 plan)

CURRENT USE

- WC

CEILING

- Painted plaster

WALLS

- Painted plaster
- Skirtings all modern

WINDOWS

- West wall: Possibly modern painted timber six over six sash

DOORS

- East wall: Reused and altered historic painted timber panelled door with modern ironmongery

FLOOR

- Vinyl

CHIMNEY

- None

DECORATIVE FEATURES

- None

OTHER

- South wall: two historic overhead cupboards

SIGNIFICANT FEATURES: • None

INTRUSIVE FEATURES: • None

SIGNIFICANCE: NEUTRAL

INTERNAL - GROUND FLOOR: G7, 1713 CENTRAL RANGE

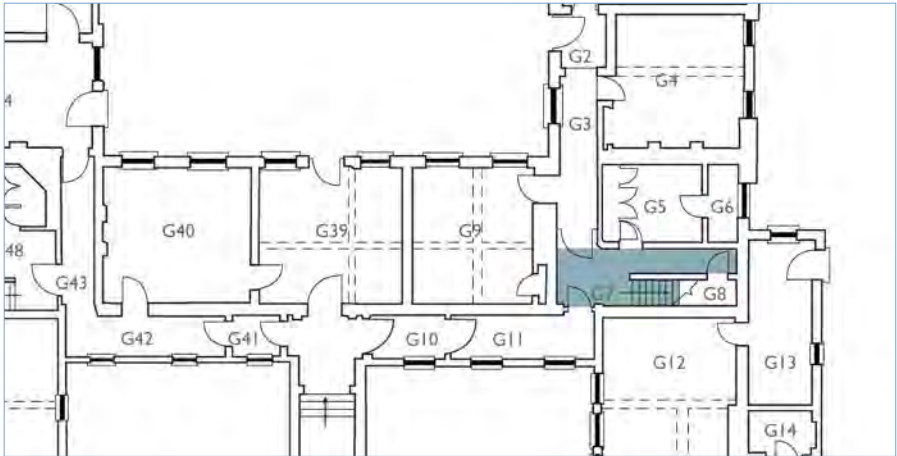
INTERNAL - GROUND FLOOR: G7, 1713 CENTRAL RANGE

DESCRIPTION

Hallway with historic staircase and tiled floor.

CONDITION

Good



DATE(S) OF CONSTRUCTION	<ul style="list-style-type: none">1713, possibly altered in nineteenth century, c.2000 door and partition
HISTORIC USE(S)	<ul style="list-style-type: none">Hallway
CURRENT USE	<ul style="list-style-type: none">Hallway
CEILING	<ul style="list-style-type: none">Painted plaster with plaster cornice
WALLS	<ul style="list-style-type: none">Painted plaster with dadoModern skirtings
WINDOWS	<ul style="list-style-type: none">East wall: Early C19 sash windows on landing
DOORS	<ul style="list-style-type: none">Two modern painted panelled timber with modern ironmongery into G3 and G11Possibly modern painted panelled timber door to G5Cellar door: modern painted panelled with modern ironmongery
FLOOR	<ul style="list-style-type: none">Tiled floor
CHIMNEY	<ul style="list-style-type: none">None
DECORATIVE FEATURES	<ul style="list-style-type: none">None
OTHER	<ul style="list-style-type: none">Historic stair balustrade with turned timber newel post

SIGNIFICANT FEATURES:

- Tiled floor
- Staircase

INTRUSIVE FEATURES:

- None

SIGNIFICANCE: HIGH

INTERNAL - GROUND FLOOR: G9, CENTRAL 1713 RANGE

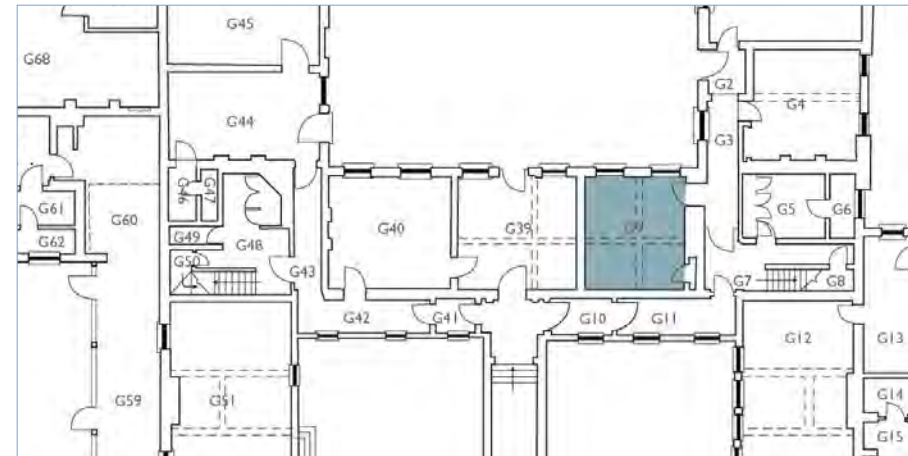
INTERNAL - GROUND FLOOR: G9, CENTRAL 1713 RANGE

DESCRIPTION

Square room with exposed ceiling timbers and arrangement of eighteenth century cupboards around fireplace on west wall. Though historic proportions have been altered as part of the recent works, it is one of the most characterful of the surviving historic interiors.

CONDITION

Good



DATE(S) OF CONSTRUCTION	<ul style="list-style-type: none"> 1713, possibly altered in late C18/early C19, east partition c.2000
HISTORIC USE(S)	<ul style="list-style-type: none"> Sitting Room (c.1906 photograph)
CURRENT USE	<ul style="list-style-type: none"> Sitting Room
CEILING	<ul style="list-style-type: none"> Painted plaster with exposed off-centre beams
WALLS	<ul style="list-style-type: none"> Painted plaster Modern skirting East wall modern partition is new position
WINDOWS	<ul style="list-style-type: none"> South wall: C19 painted timber sashes (six over six)
DOORS	<ul style="list-style-type: none"> West wall: C18 panelled door with L-hinges historic door handle Blocked door in south wall not visible
FLOOR	<ul style="list-style-type: none"> Timber floorboards
CHIMNEY	<ul style="list-style-type: none"> Stack in west wall Cast iron fireplace with C18 timber mantelpiece and surround Modern hearth
DECORATIVE FEATURES	<ul style="list-style-type: none"> None
OTHER	<ul style="list-style-type: none"> West wall: C18 built-in top and bottom cupboards with L-hinges

SIGNIFICANT FEATURES:

- Eighteenth century fireplace, cupboards, door, ceiling beams

INTRUSIVE FEATURES:

- None

SIGNIFICANCE: MEDIUM

INTERNAL - GROUND FLOOR: G10 AND G11, 1713 CENTRAL RANGE LEAN-TO

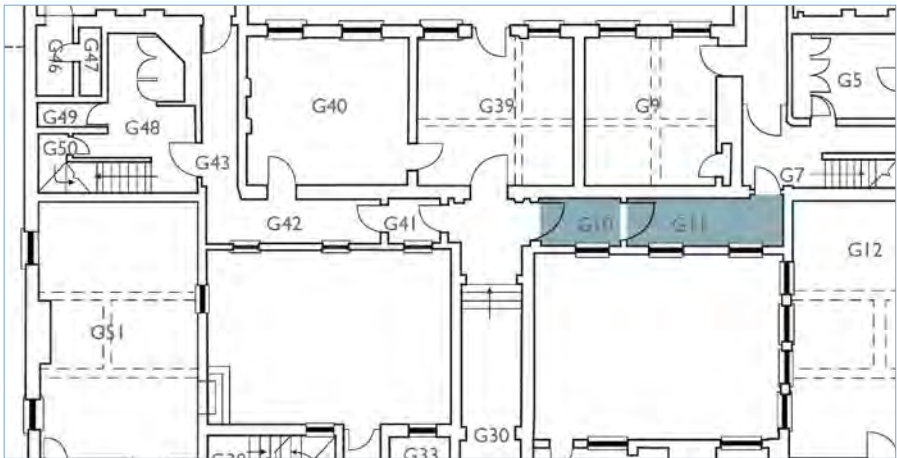
INTERNAL - GROUND FLOOR: G10 AND G11, I713 CENTRAL RANGE LEAN-TO

DESCRIPTION

Twenty-first century lean-to linking the south-west wing of the H-Block and the central passage with relaid c.1907 black and white marble floor.

CONDITION

Good



DATE(S) OF CONSTRUCTION	<ul style="list-style-type: none">c.2000 rebuilding of earlier corriodr
HISTORIC USE(S)	<ul style="list-style-type: none">Corridor
CURRENT USE	<ul style="list-style-type: none">Corridor
CEILING	<ul style="list-style-type: none">Painted plaster
WALLS	<ul style="list-style-type: none">Painted plaster
WINDOWS	<ul style="list-style-type: none">North wall: Two modern painted timber sash windows (six over six)
FLOOR	<ul style="list-style-type: none">Black and white marble tiles, probably 1907
DOORS	<ul style="list-style-type: none">Modern timber panelled doors
CHIMNEY	<ul style="list-style-type: none">None
DECORATIVE FEATURES	<ul style="list-style-type: none">None
OTHER	<ul style="list-style-type: none">None

SIGNIFICANT FEATURES:	<ul style="list-style-type: none">Marble floor
INTRUSIVE FEATURES:	<ul style="list-style-type: none">Two doors and partitions that separate the corridor from the central passage
SIGNIFICANCE:	Interiors: LOW Plan Form: MEDIUM

INTERNAL - GROUND FLOOR: G12, 1713 WEST RANGE (9 LITTLE BETHEL COURT SITTING ROOM)

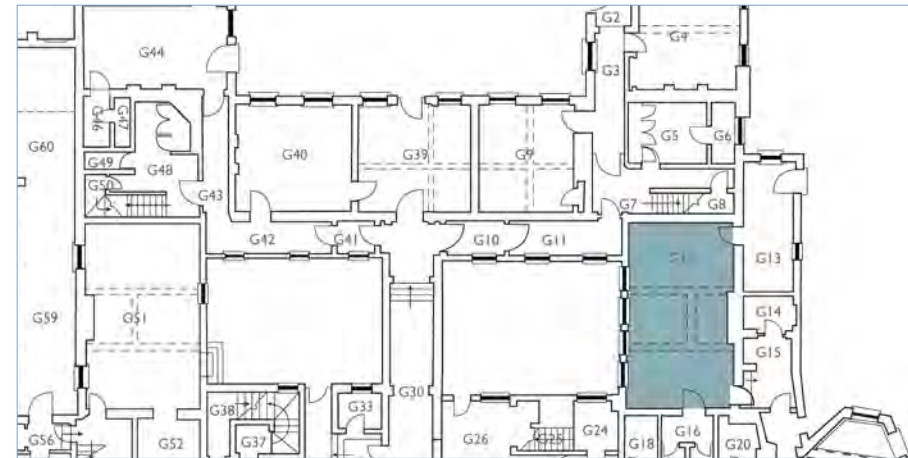
INTERNAL - GROUND FLOOR: G12, I713 WEST RANGE (9 LITTLE BETHEL COURT SITTING ROOM)

DESCRIPTION

Large rectangular room overlooking north-west courtyard with encased ceiling timbers and relocated eighteenth century fireplace. The high concentration of windows in the east wall were installed in the late nineteenth century to maximise light following the construction of the new kitchen in the courtyard.

CONDITION

Good



DATE(S) OF CONSTRUCTION

- 1713
- c.2000 conversion

HISTORIC USE(S)

- Kitchen (c.1880 plan)
- Attendants' Dining Room (1941 plan)

CURRENT USE

- Sitting Room

CEILING

- Painted plaster with probably modern cornices and encased beams

WALLS

- Painted plaster
- Skirtings all modern

WINDOWS

- East wall: Four modern leaded vertical sliding sash (12 over 12)

DOOR

- Modern painted panelled with modern ironmongery

FLOOR

- Timber floorboards

CHIMNEY

- Stack in west wall
- Modern wood burning stove
- C18 surround

DECORATIVE FEATURES

- None

OTHER

- None

SIGNIFICANT FEATURES:

- Eighteenth century fireplace (not original location)
- Encased ceiling beams

INTRUSIVE FEATURES:

- None

SIGNIFICANCE: Interiors: LOW
Plan Form: HIGH

INTERNAL - GROUND FLOOR: G13 TO G20, 1713 WEST RANGE (9 LITTLE BETHEL COURT EXCLUDING SITTING ROOM)

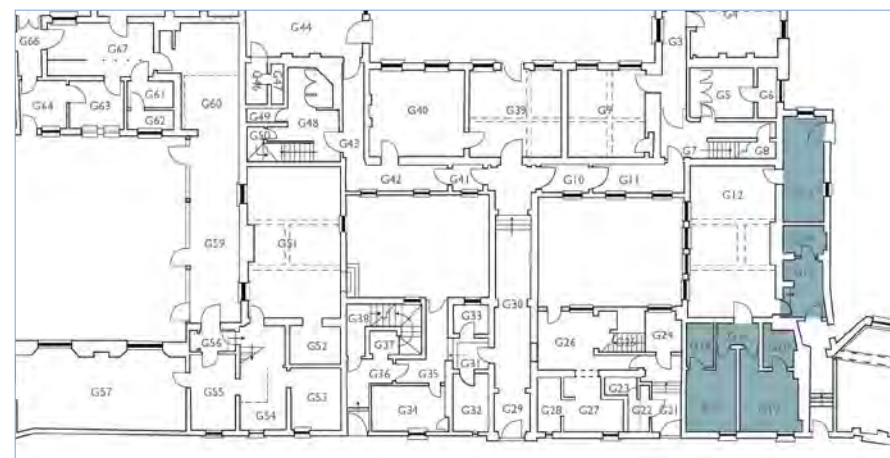
INTERNAL - GROUND FLOOR: G13 TO G20, 1713 WEST RANGE (9 LITTLE BETHEL COURT EXCLUDING SITTING ROOM)

DESCRIPTION

Two bedroom ground floor flat including the former corridor connecting the ladies rooms in the H-Block with those in Little Bethel Court, now subdivided, and the late eighteenth/early nineteenth century northern extension to the H-Block, also subdivided.

CONDITION

Good



DATE(S) OF CONSTRUCTION

- 1789-1830 (G16-20)
- Post 1830s (G13-15)
- 1899 (north wall)
- c.2000 conversion

HISTORIC USE(S)

- Kitchen, Scullery, Stairway, Passage (c. 1880 plan)

CURRENT USE

- Two-bedroom flat with sitting room, kitchen, en-suite two bathrooms, utility room and WC

CEILING

- Painted plaster with modern cornices

WALLS

- Painted plaster
- Modern skirtings

WINDOWS

- Bedroom 1 and 2: Modern painted timber sash (four over four) windows to match 1899 detailing
- Kitchen: Two modern painted timber sash windows (six over six)

DOORS

- Internal doors: Modern timber panelled with modern ironmongery
- Front door: Modern glazed timber panelled door

FLOOR

- Carpet, tile

CHIMNEY

- None

DECORATIVE FEATURES

- None

OTHER

- None

SIGNIFICANT FEATURES: • None

INTRUSIVE FEATURES: • None

SIGNIFICANCE: NEUTRAL

INTERNAL - GROUND FLOOR: G2I, BOARDMAN RANGE



Looking south towards stair (beyond door)



Inside of external door

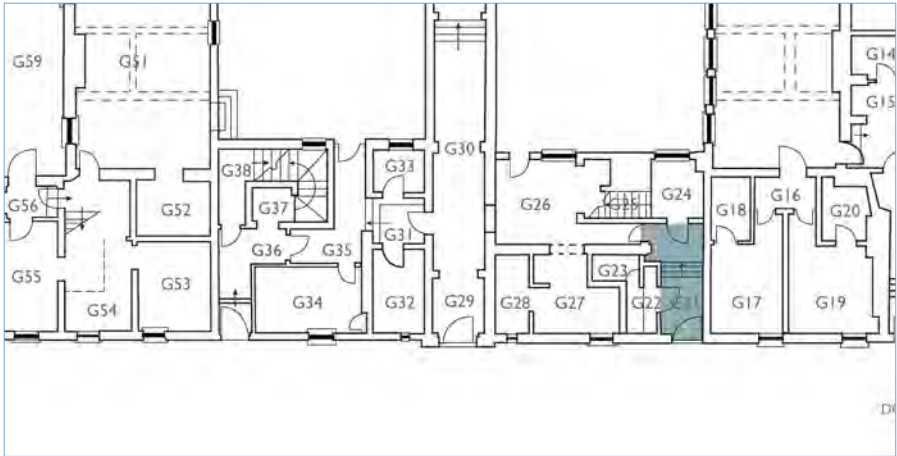
INTERNAL - GROUND FLOOR: G2I, BOARDMAN RANGE

DESCRIPTION

Entrance hall and communal corridor created as part of c.2000 works, which altered floor level at south end with new steps.

CONDITION

Good



DATE(S) OF CONSTRUCTION	<ul style="list-style-type: none">1899; current form c.2000
HISTORIC USE(S)	<ul style="list-style-type: none">Passageway (1893 plan)
CURRENT USE	<ul style="list-style-type: none">Entrance hall and communal corridor
CEILING	<ul style="list-style-type: none">Plastered
WALLS	<ul style="list-style-type: none">Painted plaster; modern skirting
WINDOWS	<ul style="list-style-type: none">None
DOOR	<ul style="list-style-type: none">Front door: 1899 timber panelled with fan light, reused historic ironmongerySouth door: Modern timber panelled with fan light, modern ironmongery
FLOOR	<ul style="list-style-type: none">Carpet with proprietary nosings on steps
CHIMNEY	<ul style="list-style-type: none">None
DECORATIVE FEATURES	<ul style="list-style-type: none">None
OTHER	<ul style="list-style-type: none">Modern wall mounted hand rail

SIGNIFICANT FEATURES:


- None

INTRUSIVE FEATURES:

- None

SIGNIFICANCE: NEUTRAL

INTERNAL - GROUND FLOOR: G22 AND G23, BOARDMAN RANGE



- 1 Terracotta tiles
- 2 G23 looking west
- 3 G23 looking south-east
- 4 Step in G22

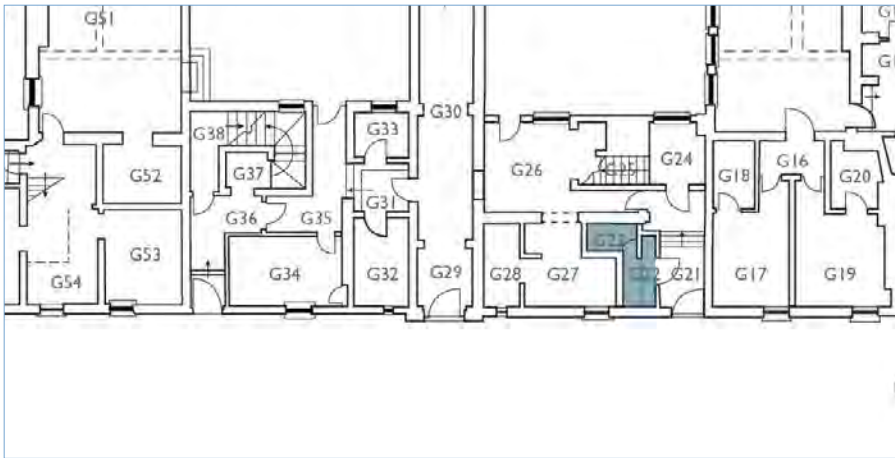
INTERNAL - GROUND FLOOR: G22 AND G23, BOARDMAN RANGE

DESCRIPTION

Two small adjoining service rooms accessed via communal corridor.

CONDITION

Fair – large hole for service pipe.




DATE(S) OF CONSTRUCTION	<ul style="list-style-type: none">1756 to 1830, 1899, existing from C.2000
HISTORIC USE(S)	<ul style="list-style-type: none">Store room (1893 plan)
CURRENT USE	<ul style="list-style-type: none">Electrical and mechanical services for all flats
CEILING	<ul style="list-style-type: none">Painted plaster
WALLS	<ul style="list-style-type: none">Painted brickModern skirtingVentilation grille
WINDOWS	<ul style="list-style-type: none">None
DOORS	<ul style="list-style-type: none">Modern timber panelled with modern ironmongery
FLOOR	<ul style="list-style-type: none">Historic terracotta tiles and painted concrete
CHIMNEY	<ul style="list-style-type: none">None
DECORATIVE FEATURES	<ul style="list-style-type: none">None
OTHER	<ul style="list-style-type: none">Step across G22

SIGNIFICANT FEATURES:	<ul style="list-style-type: none">Terracotta tiles of very low significance as a rare survivor in this part of the building
INTRUSIVE FEATURES:	<ul style="list-style-type: none">None
SIGNIFICANCE:	NEUTRAL

INTERNAL - GROUND FLOOR: G24, BOARDMAN RANGE



Stair



Window

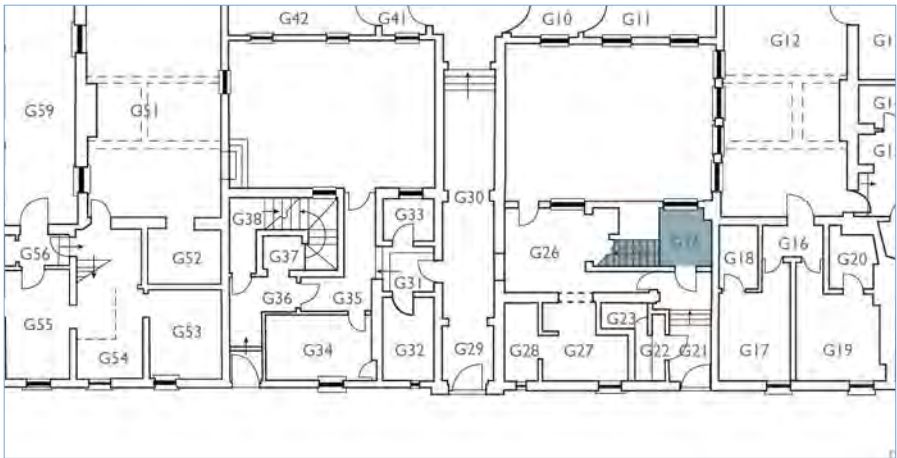
INTERNAL - GROUND FLOOR: G24 AND G25, BOARDMAN RANGE

DESCRIPTION

Stairwell and modern staircase, inserted during c.2000 conversion

CONDITION

Good



- DATE(S) OF CONSTRUCTION

- c.2000 (partly within area of 1890s kitchen; west wall 1789-1830)
- HISTORIC USE(S)

- Site of former Kitchen and open corridor
- CURRENT USE

- Stairwell
- CEILING

- Modern painted plaster
- WALLS

- Modern painted plaster
 - Modern skirting
- WINDOWS

- Modern sash (eight over eight) - not openable
- DOORS

- Modern timber panelled with fan light, modern ironmongery
- FLOOR

- Carpet with proprietary nosings to steps
- CHIMNEY


- None
- DECORATIVE FEATURES

- None
- OTHER

- Modern painted timber balustrade and varnished timber handrail

SIGNIFICANT FEATURES:	<ul style="list-style-type: none">None
INTRUSIVE FEATURES:	<ul style="list-style-type: none">None
SIGNIFICANCE:	NEUTRAL

INTERNAL - GROUND FLOOR: G26, BOARDMAN RANGE



- 1 Area below stairs (G25)
- 2 Door and window
- 3 Modern joinery in opening to G27
- 4 Pier of historic brickwork, possibly mid-nineteenth century
- 5 View of doorway to G30 with modern bricks and cement mortar
- 6 Permitted modern opening in east wall to Central Passage showing variety of brickwork
- 7 Slate threshold and historic tiles

INTERNAL - GROUND FLOOR: G26, BOARDMAN RANGE

DESCRIPTION

Partly refurbished room overlooking the north-west courtyard.

CONDITION

Part complete with open unguarded access to cellar. There is no plaster finish to ceiling or walls. No door, frame or architrave to doorway to G30 or door to archway to G27. Cement mortar and some modern bricks and blocks used in repairs to reveals of archway and doorway. One loose brick over lintel to doorway. Electrical first fix but second fix not completed.



DATE(S) OF CONSTRUCTION	<ul style="list-style-type: none">• 1899• c.2000
HISTORIC USE(S)	<ul style="list-style-type: none">• Site of former Kitchen (late C19/C20)• Open yard
CURRENT USE	<ul style="list-style-type: none">• Unoccupied
CEILING	<ul style="list-style-type: none">• Painted plaster
WALLS	<ul style="list-style-type: none">• Exposed brick• Breezeblock• Plaster board
WINDOWS	<ul style="list-style-type: none">• Modern sash (nine over nine)
DOORS	<ul style="list-style-type: none">• South wall: Modern timber panelled with fan light and glazing, modern ironmongery
FLOOR	<ul style="list-style-type: none">• Terracotta tiles• Plywood over access to cellar
CHIMNEY	<ul style="list-style-type: none">• None
DECORATIVE FEATURES	<ul style="list-style-type: none">• Modern joinery in arched opening
OTHER	<ul style="list-style-type: none">• None

SIGNIFICANT FEATURES:	<ul style="list-style-type: none">• Terracotta tiles of very low significance given rarity of survival of historic fabric in this part of the building• Slate threshold
INTRUSIVE FEATURES:	<ul style="list-style-type: none">• None
SIGNIFICANCE:	NEUTRAL

INTERNAL - GROUND FLOOR: G27 AND G28, BOARDMAN RANGE



North-west corner



Opening to G28

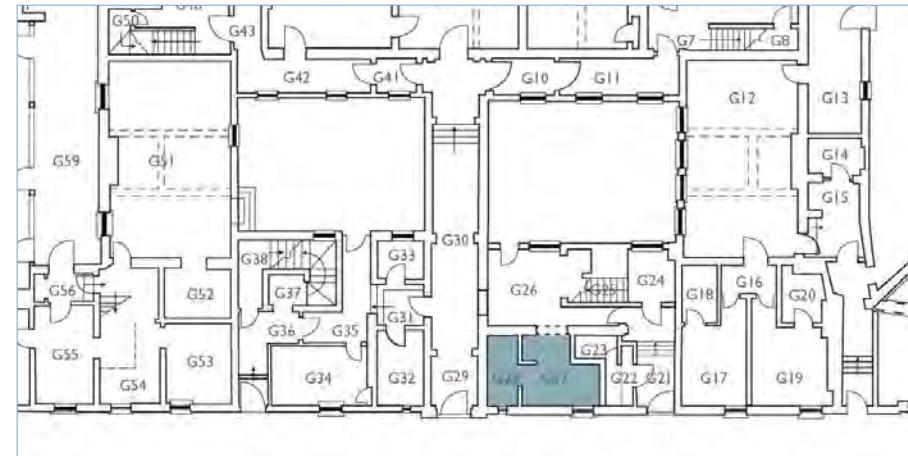
INTERNAL - GROUND FLOOR: G27 AND G28, BOARDMAN RANGE

DESCRIPTION

Two partly refurbished rooms within ground floor office unit. G28 appears to have begun to be fitted out as a shower room. The south-east corner of G27 appears to be being formed into a cupboard or shelves.

CONDITION

Part complete but otherwise good condition. Walls plastered but no doors.



DATE(S) OF CONSTRUCTION	<ul style="list-style-type: none"> • 1830 to 1880 • 1899 • c.2000
HISTORIC USE(S)	<ul style="list-style-type: none"> • Stores (1893 plan)
CURRENT USE	<ul style="list-style-type: none"> • Unoccupied
CEILING	<ul style="list-style-type: none"> • Painted plaster
WALLS	<ul style="list-style-type: none"> • Painted plaster
WINDOWS	<ul style="list-style-type: none"> • North wall: 1899 narrow sash (two over two) • 1899 sash (four over four)
DOORS	<ul style="list-style-type: none"> • None
FLOOR	<ul style="list-style-type: none"> • Plywood
CHIMNEY	<ul style="list-style-type: none"> • None
DECORATIVE FEATURES	<ul style="list-style-type: none"> • No
OTHER	<ul style="list-style-type: none"> • Shower tray fitted in south end of G28

SIGNIFICANT FEATURES: • None


INTRUSIVE FEATURES: • None

SIGNIFICANCE: NEUTRAL

INTERNAL - GROUND FLOOR: G29, BOARDMAN RANGE



- 1 Entrance hall with timber front door
- 2 1713 foundation stone
- 3 1899 foundation stone
- 4 Fanlight
- 5 Post box
- 6 Screen
- 7 Top of Screen



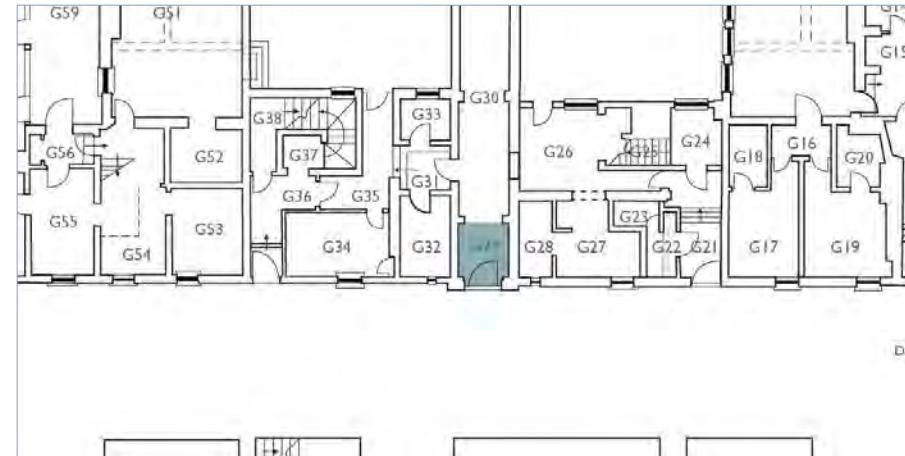
INTERNAL - GROUND FLOOR: G29, BOARDMAN RANGE

DESCRIPTION

Entrance hall with repositioned foundation stones. The inner lobby door is currently being stored in G26.

CONDITION

Adequate condition. Some staining to timber door and woodwork. Damage to plaster to walls and vaulted ceiling for services. Letter box on west side of door is rusted.



- SIGNIFICANT FEATURES:**
- Foundation stone
 - 1899 tablet
 - Barrel vaulting
 - Front door
 - Screen
 - Post box

INTRUSIVE FEATURES:

- Light

SIGNIFICANCE: HIGH

DATE(S) OF CONSTRUCTION

- 1756 to 1830
- Remodelled by Boardman

HISTORIC USE(S)

- Passage (1893 plan)

CURRENT USE

- Entrance hall

CEILING

- Painted plaster barrel vault
- Stained timber cornice

WALLS

- Painted plaster

WINDOWS

- None

DOORS

- Wide 1899 front door timber with bolt
- Inner lobby – glazed door with ironwork in store, lights to side remain in screen, fanlight bearing inscription 'Bethel Hospital'

FLOOR

- Black and white marble, 1899/early 1900s

CHIMNEY

- None



DECORATIVE FEATURES

- Repositioned foundation stone on west wall and 1899 tablet on east wall

OTHER

- Timber post box fixed to north side of screen

INTERNAL - GROUND FLOOR: G30, BOARDMAN RANGE



- 1 Modern ceiling light
- 2 Historic timber door into 1713 central range
- 3 Marble steps
- 4 Looking southwards down passage
- 5 View of corridor looking south
- 6 Semi-circular pediment

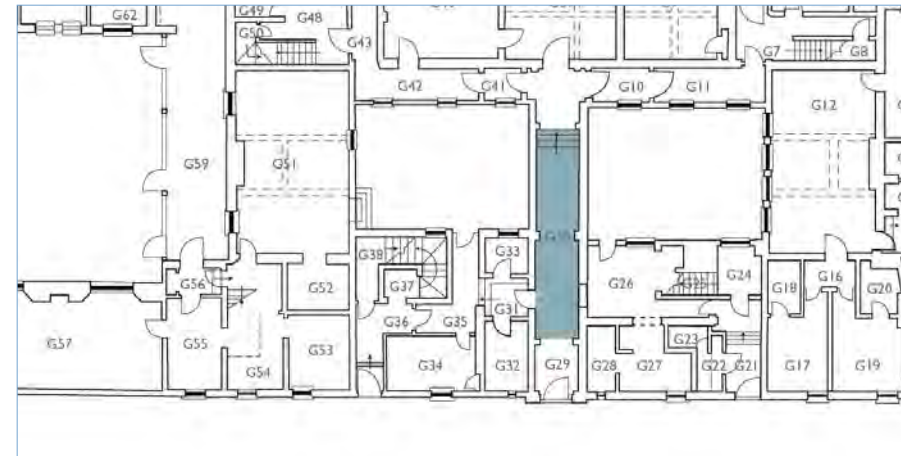
INTERNAL - GROUND FLOOR: G30, BOARDMAN RANGE

DESCRIPTION

Covered passageway connecting Boardman's range with the 1713 central range. The panelling was taken down c.2000 and this is stored in the passageway and G26. The rooflight was replaced and new plywood barrel vaulting installed at the same time.

CONDITION

art complete. There is no plaster finish to ceiling or walls. Cement mortar and some modern bricks and blocks used in repairs to walls. No timber panelling to walls. Marble floor and steps looks in reasonable condition. Damage to base of door surround and adjacent columns to door into G39.



DATE(S) OF CONSTRUCTION

- 1756 to 1830
- Remodelled by Boardman

HISTORIC USE(S)

- Passage (1893 plan)

CURRENT USE

- Corridor (central passage)

CEILING

- Modern plywood
- Barrel vaulting with modern skylight (c.2000)

WALLS

- Exposed brick, with blocked windows on west side
- Timber panelling temporarily removed

WINDOWS

- None

DOORS

- Varnished timber door with modern brass ironmongery to G31
- Modern doors to flats
- Panelled timber door with large glazed panel with fine decorative ironwork; fanlight over with ironwork incorporating '1713'

FLOOR

- Marble

CHIMNEY

- None

DECORATIVE FEATURES

- C18 Gibbs surround with semi-circular pediment and Ionic pilasters
- 1900s Gibbs surround by Boardman to match

OTHER

- None

SIGNIFICANT FEATURES:

- Historic marble floor
- Timber panelling dated 1906
- Historic timber doors and stucco arches



INTRUSIVE FEATURES:

- None (though replacement rooflight is of poor quality)


SIGNIFICANCE: HIGH

INTERNAL - GROUND FLOOR: G3I TO G35, BOARDMAN RANGE


ILLUSTRATIVE



- 1 G32
- 2 Fan light above south door
- 3 G34 east end
- 4 G34 west end
- 5 Mould growth to west wall in G34 (south-west corner)



CONDITION



INTERNAL - GROUND FLOOR: G31 TO G35, BOARDMAN RANGE

DESCRIPTION

Partitioned office unit in east of Boardman's range. One large room with built in cupboard (G34), smaller room (G32) and WC (G33). All finishes modern.

CONDITION

Generally good condition. Damp and mould growth to low level areas of walls and skirting in rooms G34 and G33. Floors should be inspected for decay



DATE(S) OF CONSTRUCTION	<ul style="list-style-type: none"> • 1899 • c.2000
HISTORIC USE(S)	<ul style="list-style-type: none"> • G32: Lodge (1893 plan) • G32: Waiting Room (Boardman addition)
CURRENT USE	<ul style="list-style-type: none"> • Office (unoccupied)
CEILING	<ul style="list-style-type: none"> • Painted plaster with modern cornices • Plastered downstand beam in corridor
WALLS	<ul style="list-style-type: none"> • Painted plaster
WINDOWS	<ul style="list-style-type: none"> • G34: 1899 sash • G32: 1899 narrow sash window (two over two) • G33: modern sash
DOORS	<ul style="list-style-type: none"> • Modern glazed door with fanlight (external) • Internal: modern timber panelled with modern ironmongery except door from G31 to central passage which has modern door on east side spliced onto 1899 door
FLOOR	<ul style="list-style-type: none"> • Carpet • Vinyl (WC)
CHIMNEY	<ul style="list-style-type: none"> • None
DECORATIVE FEATURES	<ul style="list-style-type: none"> • None
OTHER	<ul style="list-style-type: none"> • None

SIGNIFICANT FEATURES: • None

INTRUSIVE FEATURES: • None

SIGNIFICANCE: NEUTRAL

INTERNAL - GROUND FLOOR: G36, BOARDMAN RANGE



Double skirting near entrance

INTERNAL - GROUND FLOOR: G36, BOARDMAN RANGE

DESCRIPTION

Entrance hall and communal corridor with access to basement. Generally modern finishes although a curious double skirting near front door and small areas of historic joinery may survive in this area. Steps existed before refurbishment.

CONDITION

Good




DATE(S) OF CONSTRUCTION	<ul style="list-style-type: none">• 1899• c.2000 conversion
HISTORIC USE(S)	<ul style="list-style-type: none">• Boiler Room (1893 plan)
CURRENT USE	<ul style="list-style-type: none">• Entrance hall and communal corridor
CEILING	<ul style="list-style-type: none">• Plastered
WALLS	<ul style="list-style-type: none">• Painted plaster• Modern skirting
WINDOWS	<ul style="list-style-type: none">• None
DOORS	<ul style="list-style-type: none">• Front door: Timber panelled with fan light, modern ironmongery• South and west doors: Modern timber panelled, modern ironmongery
FLOOR	<ul style="list-style-type: none">• Carpet with modern proprietary nosings to steps
CHIMNEY	<ul style="list-style-type: none">• None
DECORATIVE FEATURES	<ul style="list-style-type: none">• None
OTHER	<ul style="list-style-type: none">• None

SIGNIFICANT FEATURES:	<ul style="list-style-type: none">• Front door
INTRUSIVE FEATURES:	<ul style="list-style-type: none">• None
SIGNIFICANCE:	NEUTRAL

INTERNAL - GROUND FLOOR: G37, BOARDMAN RANGE

ILLUSTRATIVE



- 1 Stairwell and staircase
- 2 Modern moulding added to the concrete skirting
- 3 Cracking around newel post
- 4 Cracking to steps across from cracks around newel post
- 5 Cracking to tread
- 6 Cracking to riser
- 7 Cracking rear newel post where stair meets first floor landing



CONDITION



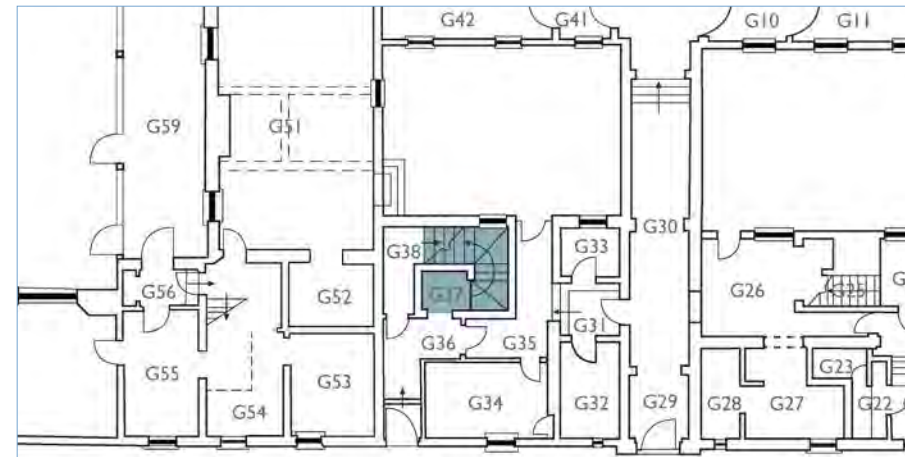
INTERNAL - GROUND FLOOR: G37, BOARDMAN RANGE

DESCRIPTION

Stairwell and 1899 staircase, with concrete treads, cast iron balustrade and newel posts and timber handrail.

CONDITION

Considerable cracking to stair treads and around newel post around winder steps due to water ingress through basement window.



DATE(S) OF CONSTRUCTION	<ul style="list-style-type: none"> • 1899 • c.2000
HISTORIC USE(S)	<ul style="list-style-type: none"> • Stairwell
CURRENT USE	<ul style="list-style-type: none"> • Stairwell
CEILING	<ul style="list-style-type: none"> • Painted plaster
WALLS	<ul style="list-style-type: none"> • Painted plaster • Modern skirting
WINDOWS	<ul style="list-style-type: none"> • 1899 vertical sliding sash (six over twelve)
DOORS	<ul style="list-style-type: none"> • None
FLOOR	<ul style="list-style-type: none"> • Carpet in lobby • Painted concrete treads with carpet runner and proprietary nosings
CHIMNEY	<ul style="list-style-type: none"> • None
DECORATIVE FEATURES	<ul style="list-style-type: none"> • None
OTHER	<ul style="list-style-type: none"> • Cast iron twisted stringers and newel posts with polished timber handrail

SIGNIFICANT FEATURES:

- Stair especially cast iron newel posts
- Original window

INTRUSIVE FEATURES:

- None

SIGNIFICANCE: HIGH

INTERNAL - GROUND FLOOR: G38, BOARDMAN RANGE



G38

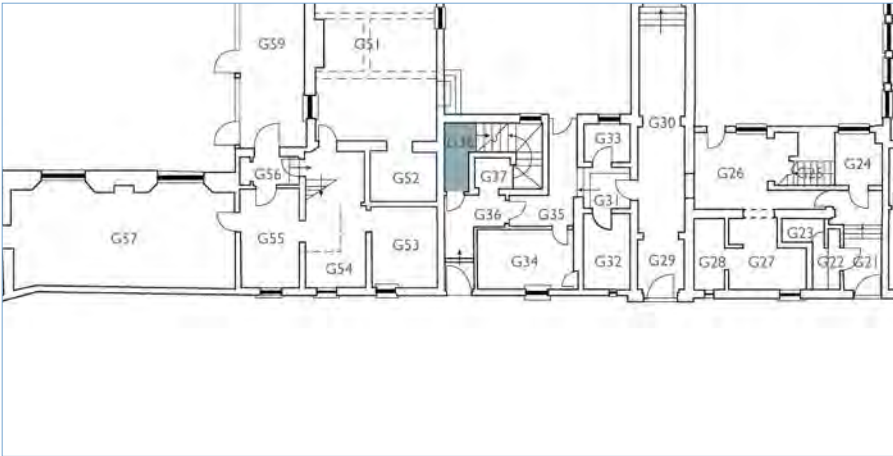
INTERNAL - GROUND FLOOR: G38, BOARDMAN RANGE

DESCRIPTION

Rendered walls and ceiling with concrete stair to basement.

CONDITION



Very damp. Water ingress from missing window on half landing to stair. Water running down walls. Floor damp and plaster beads all rusted. Stairs badly worn and spalled.



DATE(S) OF CONSTRUCTION	<ul style="list-style-type: none">• 1899
HISTORIC USE(S)	<ul style="list-style-type: none">• Access to heating chamber (Boardman plans)
CURRENT USE	<ul style="list-style-type: none">• Access to basement (part of office unit)
CEILING	<ul style="list-style-type: none">• Rendered
WALLS	<ul style="list-style-type: none">• Rendered
WINDOWS	<ul style="list-style-type: none">• None
DOORS	<ul style="list-style-type: none">• Modern timber panelled with modern ironmongery
FLOOR	<ul style="list-style-type: none">• Concrete
CHIMNEY	<ul style="list-style-type: none">• None
DECORATIVE FEATURES	<ul style="list-style-type: none">• None
OTHER	<ul style="list-style-type: none">• None

SIGNIFICANT FEATURES:	<ul style="list-style-type: none">• None
INTRUSIVE FEATURES:	<ul style="list-style-type: none">• None
SIGNIFICANCE:	MEDIUM

INTERNAL - GROUND FLOOR: G39, 1713 CENTRAL RANGE



- 1 Door to G30 with broken glass
- 2 Modern west partition wall
- 3 Exterior door
- 4 Chamfered and stopped beams

INTERNAL - GROUND FLOOR: G39, I713 CENTRAL RANGE

DESCRIPTION

Square room in I713 central range with access from exterior door and passageway. G39 was created in its present proportions c.2000.

CONDITION

Good although external door and windows only in adequate condition. Glazing panels to door boarded up and windows poorly fitting and one broken pane of glass. Glass broken to door into G30.



- SIGNIFICANT FEATURES:**
- Eighteenth century ceiling beams
 - Stucco door surround
 - 1907 door in north wall, quirks on south wall
 - Nineteenth century windows

- INTRUSIVE FEATURES:**
- None (though the original partitions that defined a central corridor have been lost)

SIGNIFICANCE: Interior: MEDIUM
Plan Form: LOW

DATE(S) OF CONSTRUCTION • 1713; c.2000 partition

HISTORIC USE(S) • Corridor, Master's pantry and part of unspecified three bay room to west (1893 plans)

CURRENT USE • Sitting/communal room

CEILING

- Skimmed modern plaster
- Chamfered and stopped timbers

WALLS

- Skimmed plaster
- Moulded quirks round south door
- Moulded surround to north door
- Painted timber skirting

WINDOWS

- Six over six sashes – one C19, one date unknown
- C19 but of different dates; timber reveals with moulded architraves

DOORS

- South: Panelled with fanlight – boarded glazing; Gibbs arch
- North: Panelled timber door with large glazed panel with fine decorative ironwork; fanlight over with ironwork incorporating '1713'
- East: No door; modern architrave



FLOOR • Historic floor boards

CHIMNEY • None

DECORATIVE FEATURES • None

OTHER • None

INTERNAL - GROUND FLOOR: G40, 1713 CENTRAL RANGE



- 1 Kitchen
- 2 Chimney breast with modern cooker
- 3 Nineteenth century sash window
- 4 Detail of cornice
- 5 North side of north door
- 6 South side of north door

INTERNAL - GROUND FLOOR: G40, 1713 CENTRAL RANGE

DESCRIPTION

Square room at west of central range with historic features providing character despite modern kitchen fit out. The original ceiling timbers are concealed by the lowered ceiling.

CONDITION

Good



DATE(S) OF CONSTRUCTION • 1713, altered possibly early C19

HISTORIC USE(S) • Parlour (c.1880)
• Master's sitting room (1893)

CURRENT USE • Kitchen

CEILING • Skimmed modern plaster
• Cornice: Historic but evidence of alteration

WALLS • Lined and painted
• Picture rail: Modern timber
• Skirting: White painted modern

WINDOWS • Two C19 vertical sliding sash (six over six)

DOORS • North spliced – One third modern, two thirds historic; modern brass ironmongery
• West: no door, modern architrave

FLOOR • Timber

CHIMNEY • Stack possibly C18 but not visible for inspection. Repurposed for kitchen range

DECORATIVE FEATURES • None


OTHER • None

SIGNIFICANT FEATURES: • None


INTRUSIVE FEATURES: • None

SIGNIFICANCE: Interior: LOW
Plan Form: HIGH


INTERNAL - GROUND FLOOR: G4I AND G42, 1713 CENTRAL RANGE LEAN-TO



Looking east



Looking west



Modern timber panelled door

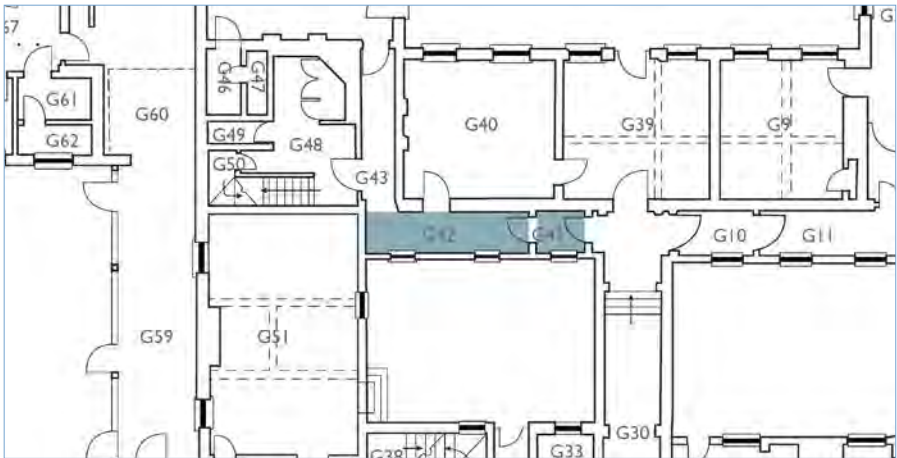
INTERNAL - GROUND FLOOR: G41 AND G42, 1713 CENTRAL RANGE LEAN-TO

DESCRIPTION

Lean-to linking the south-east wing of the H-Block and the central passage. The corridor has been subdivided with modern partitions and, apart from the floor, appears modern.

CONDITION


Good



DATE(S) OF CONSTRUCTION	<ul style="list-style-type: none">Unknown (not original, existed by later C19)c.2000
HISTORIC USE(S)	<ul style="list-style-type: none">Corridor
CURRENT USE	<ul style="list-style-type: none">Corridor
CEILING	<ul style="list-style-type: none">Painted plaster with loft hatch
WALLS	<ul style="list-style-type: none">Painted plaster
WINDOWS	<ul style="list-style-type: none">North wall: three modern vertical sliding sash (six over six)
DOORS	<ul style="list-style-type: none">Modern timber panelled doors with modern ironmongery
FLOOR	<ul style="list-style-type: none">Black and white marble, c.1900s
CHIMNEY	<ul style="list-style-type: none">None
DECORATIVE FEATURES	<ul style="list-style-type: none">None
OTHER	<ul style="list-style-type: none">None

SIGNIFICANT FEATURES:	<ul style="list-style-type: none">Marble floor
INTRUSIVE FEATURES:	<ul style="list-style-type: none">Two doors and partitions that separate the corridor from the central passage
SIGNIFICANCE:	Interior: LOW Plan Form: HIGH

INTERNAL - GROUND FLOOR: G43, 1713 CENTRAL RANGE



- 1 Door to Ante Room (G44)
- 2 Historic ironmongery
- 3 Door to G48
- 4 Looking north from G44
- 5 Looking south from G42

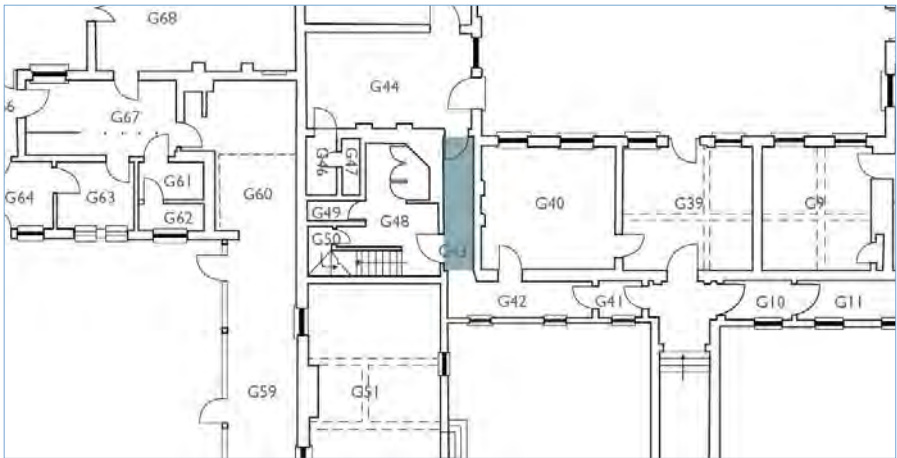
INTERNAL - GROUND FLOOR: G43, 1713 CENTRAL RANGE

DESCRIPTION

Corridor leading to Ante Room with barrel vaulted ceiling and tiled floor.

CONDITION

Good



DATE(S) OF CONSTRUCTION	<ul style="list-style-type: none">1713
HISTORIC USE(S)	<ul style="list-style-type: none">Corridor (1893 plan)
CURRENT USE	<ul style="list-style-type: none">Corridor
CEILING	<ul style="list-style-type: none">PlasterBarrel vaulted
WALLS	<ul style="list-style-type: none">Painted plasterSkirting: Modern painted timber; modern architraves
WINDOWS	<ul style="list-style-type: none">None
DOORS	<ul style="list-style-type: none">East door: historic painted panelled with modern ironmongeryTo Ante Room: Painted mahogany with historic brass ironmongery
FLOOR	<ul style="list-style-type: none">Tiled black and white
CHIMNEY	<ul style="list-style-type: none">None
DECORATIVE FEATURES	<ul style="list-style-type: none">None
OTHER	<ul style="list-style-type: none">None

SIGNIFICANT FEATURES:	<ul style="list-style-type: none">Tile floor, barrel vaulted ceiling, door into Ante Room
INTRUSIVE FEATURES:	<ul style="list-style-type: none">Wired fanlight over door to G48
SIGNIFICANCE:	MEDIUM

INTERNAL - GROUND FLOOR: G44. 1750s EASTERN RANGE

ILLUSTRATIVE



- 1 G44 looking east
- 2 South wall
- 3 Doorcase on north wall
- 4 Door on east wall
- 5 Damp to ceiling in north west corner
- 6 Hearth tiles

CONDITION



View of blocked doorway to G60

INTERNAL - GROUND FLOOR: G44. 1750s EASTERN RANGE

DESCRIPTION

Historically the Ante Room or Master's Room, the room is in a state of partial completion with the opening in the east wall having been blocked on the other side with breeze blocks. The doorcases to the north and south indicate the former status of the room.

CONDITION

Incomplete plaster work to walls and reveals of doorway to G60. Areas of damp to ceiling in north-west corner of the room adjacent to the timber beam relating to a blocked swan neck in the external downpipe.



DATE(S) OF CONSTRUCTION • 1753-56

HISTORIC USE(S) • Master's Room (c.1880)
• Ante Room (1893 plan)

CURRENT USE • None

CEILING • Plaster with exposed chamfered and stopped timber beams

WALLS • Painted plaster
• Plaster quirks around the fireplace
• Modern skirting
• Modern picture rail

WINDOWS • West wall: Historic vertical sliding sash (six over six)

DOORS • Exterior door: Historic painted panelled timber with fanlight with historic brass ironmongery
• North-west door: Painted mahogany with historic brass ironmongery
• North-east door: Historic door with modern ironmongery
• Decorative architrave into Boardroom

FLOOR • Historic floorboards

CHIMNEY • Obscured by modern bookcase
• Fireplace: Blue glazed tile hearth

DECORATIVE FEATURES • None

OTHER • Panelled cupboard
• Modern built in book cases

SIGNIFICANT FEATURES: • Eighteenth century ceiling beams, doors, architraves and window reveals
• Glazed tile hearth

INTRUSIVE FEATURES: • Bookcases
• Fire alarm and security panel by door

SIGNIFICANCE: Interiors: LOW
Plan Form: HIGH

INTERNAL - GROUND FLOOR: G45. 1750s EASTERN RANGE

ILLUSTRATIVE



CONDITION



- 1 Tripartite window
- 2 Looking towards entrance to Boardroom
- 3 Fireplace
- 4 Stucco work on fireplace surround
- 5 View of unplastered south wall
- 6 View of cracks to ceiling rose
- 7 Boardroom door from other side
- 8 Severe cracking to south east corner
- 9 Crack to ceiling along west wall
- 10 Damp to south end of west wall

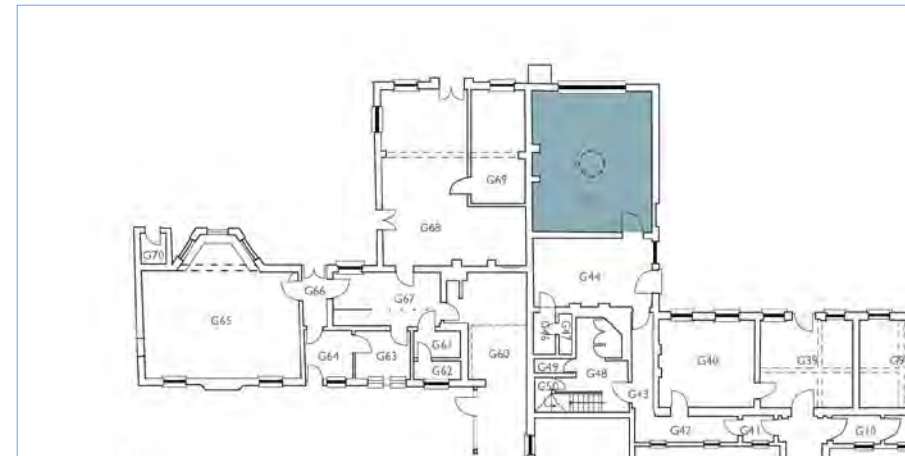
INTERNAL - GROUND FLOOR: G45. 1750s EASTERN RANGE

DESCRIPTION

Large, double height room with large tripartite window in south wall, fireplace with tall overmantel, decorative plaster mouldings and ceiling rose, and timber mouldings to walls creating the most significant interior in the Bethel.

CONDITION

Poor. Structural cracking to south wall and south end of east and west walls. No plaster to south wall or south ends of east and west walls. Considerable cracking and damp damage to plaster at south end of west wall above dado. Cracking to cornice, ceiling and ceiling rose. Damp stains to ceiling throughout. Timber panelling below dado cracked. Window in poor condition. Floorboards and fireplace surround and grate in good condition.



DATE(S) OF CONSTRUCTION	<ul style="list-style-type: none"> 1753-56; Window, late C19
HISTORIC USE(S)	<ul style="list-style-type: none"> Boardroom (c.1880 and 1893 plans)
CURRENT USE	<ul style="list-style-type: none"> None
CEILING	<ul style="list-style-type: none"> C18 plaster with large decorative ceiling rose C18 cornice: Deep modillion plaster; egg and dart moulding
WALLS	<ul style="list-style-type: none"> Plaster (three sides) C18 panelling: painted flush Wainscot C18 dado: Moulded timber; painted Skirting: Painted timber
WINDOWS	<ul style="list-style-type: none"> C19 tripartite sash
DOORS	<ul style="list-style-type: none"> Deep six panel door C20 ironmongery – handle missing, other Bakelite
FLOOR	<ul style="list-style-type: none"> Historic floorboards – stained at edge
CHIMNEY	<ul style="list-style-type: none"> Elaborate painted timber Large stone hearth Fire grate bricks Painted stone fireplace by Thomas Rawlins (identical fireplace at Oxburgh Hall) Moulded overmantel
DECORATIVE FEATURES	<ul style="list-style-type: none"> Bell near door
OTHER	<ul style="list-style-type: none"> None

- SIGNIFICANT FEATURES:**
- Cornice
 - Ceiling rose
 - Fireplace
 - Overmantel
 - Dado
 - Wainscot
 - Skirting


- INTRUSIVE FEATURES:**
- Removal of render from south wall

SIGNIFICANCE: HIGH

INTERNAL - GROUND FLOOR: G46, G47 AND G49. 1713 CENTRAL RANGE



Small utility room (G46)



WC (G49)



Door to G47

INTERNAL - GROUND FLOOR: G46, G47 AND G49. 1713 CENTRAL RANGE

DESCRIPTION

Group of two WCs and utility room created in late eighteenth/early nineteenth century circulation space. Generally modern finishes and fittings.

CONDITION

Good



DATE(S) OF CONSTRUCTION	<ul style="list-style-type: none"> 1713, c.2000 partitions
HISTORIC USE(S)	<ul style="list-style-type: none"> Lobby (1893 plan)
CURRENT USE	<ul style="list-style-type: none"> Two WCs and utility room
CEILING	<ul style="list-style-type: none"> Painted plaster
WALLS	<ul style="list-style-type: none"> Painted plaster
WINDOWS	<ul style="list-style-type: none"> None
DOORS	<ul style="list-style-type: none"> Modern timber panelled with modern ironmongery Historic narrow timber panelled door to G47 with modern ironmongery
FLOOR	<ul style="list-style-type: none"> MDF (G46 and G47) Laminate timber floor (G49)
CHIMNEY	<ul style="list-style-type: none"> None
DECORATIVE FEATURES	<ul style="list-style-type: none"> None
OTHER	<ul style="list-style-type: none"> Modern kitchen swink in G46 Modern sanitaryware in G47 and G49

SIGNIFICANT FEATURES:



- None

INTRUSIVE FEATURES:

- Partitions creating these rooms block the late eighteenth century/early nineteenth century circulation route connecting the H-Block and South-east Range

SIGNIFICANCE: DETRIMENTAL

INTERNAL - GROUND FLOOR: G48, 1713 CENTRAL RANGE



- 1 Historic cupboards
- 2 Basement door
- 3 Hooks screwed into beam
- 4 Fanlight above door

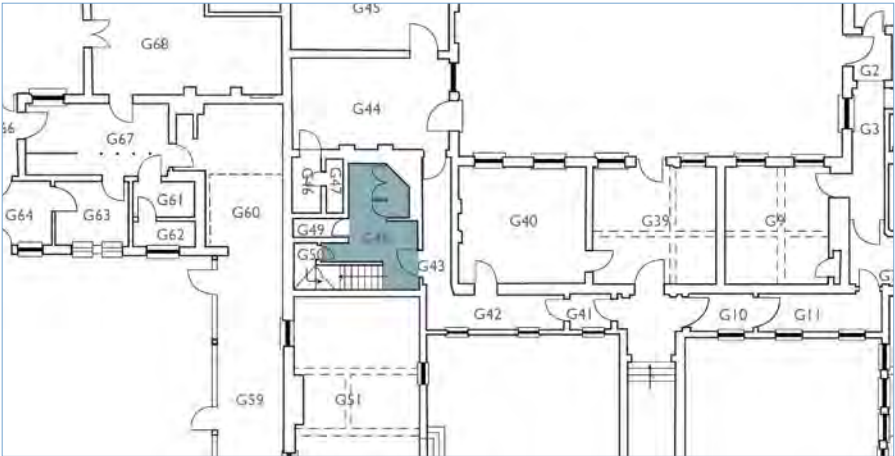
INTERNAL - GROUND FLOOR: G48, I713 CENTRAL RANGE

DESCRIPTION

Stair hall lobby with large historic cupboards. The space has been altered and chopped around over time but has retained historic (nineteenth century) features.

CONDITION

Good



DATE(S) OF CONSTRUCTION	<ul style="list-style-type: none">• 1713
HISTORIC USE(S)	<ul style="list-style-type: none">• Lobby (1893 plan)
CURRENT USE	<ul style="list-style-type: none">• Stair hall
CEILING	<ul style="list-style-type: none">• Painted plaster
WALLS	<ul style="list-style-type: none">• Painted plaster; timber under stair• Dado: Modern replica of stair dado• Skirting: Historic by stair, remainder modern
WINDOWS	<ul style="list-style-type: none">• None
DOORS	<ul style="list-style-type: none">• West: Historic wide, timber panelled; Modern wired glazing above door with historic mouldings around• East: C19 timber panelled door with modern ironmongery
FLOOR	<ul style="list-style-type: none">• Timber laminate
CHIMNEY	<ul style="list-style-type: none">• None
DECORATIVE FEATURES	<ul style="list-style-type: none">• None
OTHER	<ul style="list-style-type: none">• Three historic cupboards with hardwood shelves and historic brass ironmongery• Two hooks screwed into beam

SIGNIFICANT FEATURES:



- Cupboards
- Timber panelling

INTRUSIVE FEATURES:

- None

SIGNIFICANCE: MEDIUM

INTERNAL - GROUND FLOOR: G48A, 1713 CENTRAL RANGE



- 1 Staircase
- 2 Sash window above landing
- 3 Historic balustrade
- 4 Mould growth to half landing
- 5 Newel post



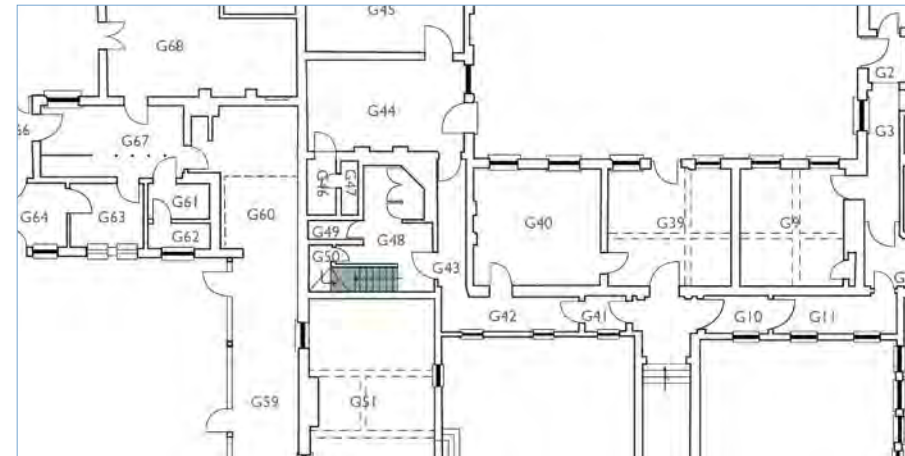
INTERNAL - GROUND FLOOR: G48A, 1713 CENTRAL RANGE

DESCRIPTION

Stairhall in location of original stair but stairs though to have been replaced in the early twentieth century.

CONDITION

Good with the exception of an area of mould and decay due to water penetration, to the east wall adjacent to the window on the half landing.




DATE(S) OF CONSTRUCTION	<ul style="list-style-type: none"> c.1900 (on site of 1713 stairs)
HISTORIC USE(S)	<ul style="list-style-type: none"> Stairs
CURRENT USE	<ul style="list-style-type: none"> Stairs
CEILING	<ul style="list-style-type: none"> Plastered
WALLS	<ul style="list-style-type: none"> Dado: Historic plaster Skirting: Historic on stair; modern on half landing
WINDOWS	<ul style="list-style-type: none"> Modern sash (four over four); Evidence that the window reveal was bisected in the past
DOORS	<ul style="list-style-type: none"> None
FLOOR	<ul style="list-style-type: none"> Carpet
CHIMNEY	<ul style="list-style-type: none"> None
DECORATIVE FEATURES	<ul style="list-style-type: none"> Stair newel posts with octagonal cappings (part missing) Square timber stringers with polished timber handrail Polished timber wall mounted handrail
OTHER	<ul style="list-style-type: none"> None

SIGNIFICANT FEATURES:	<ul style="list-style-type: none"> Stair is in historic location but appears to be a poorer quality version of the western stair Curious dado
INTRUSIVE FEATURES:	<ul style="list-style-type: none"> None
SIGNIFICANCE:	MEDIUM

INTERNAL - GROUND FLOOR: G50, 1713 CENTRAL RANGE



Timber Staircase



Cellar door

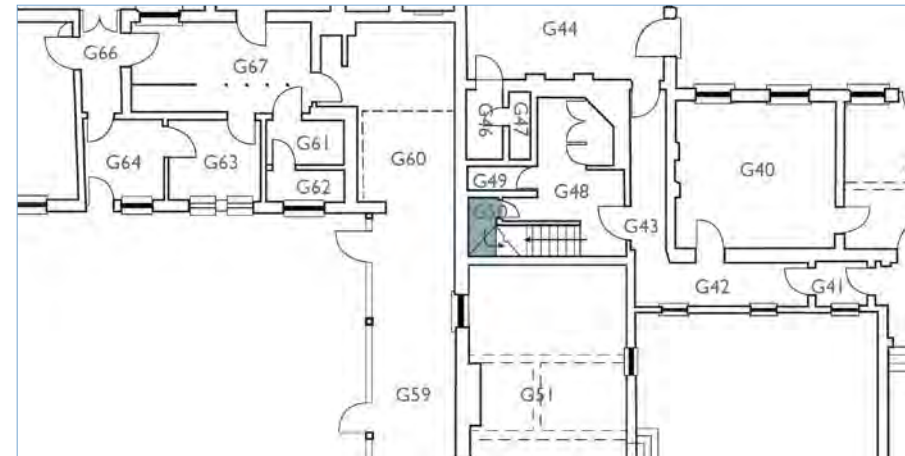
INTERNAL - GROUND FLOOR: G50, 1713 CENTRAL RANGE

DESCRIPTION

Lobby to south-east cellar accessed via modern timber staircase

CONDITION

Good.



DATE(S) OF CONSTRUCTION • 1713

HISTORIC USE(S) • Cellar

CURRENT USE • Cellar

CEILING • Plastered

WALLS • Exposed brick, historic and modern
• Evidence of blocked windows on east wall

WINDOWS • None

DOORS • C19 timber panelled door with modern ironmongery

FLOOR • Concrete

CHIMNEY • None

DECORATIVE FEATURES • None

OTHER • None

SIGNIFICANT FEATURES: • None

INTRUSIVE FEATURES: • None

SIGNIFICANCE: MEDIUM

INTERNAL - GROUND FLOOR: G5I, 1713 EASTERN RANGE



- 1 Infilled large door or window and later infilled door at southern end of west wall
- 2 No plaster or laths to ceiling
- 3 Badly repaired brickwork
- 4 Rotten timber lintel and broken sash cord
- 5 Blocked doors in south wall
- 6 Blocked door or window in east wall and chimney
- 7 15 over 15 sash window

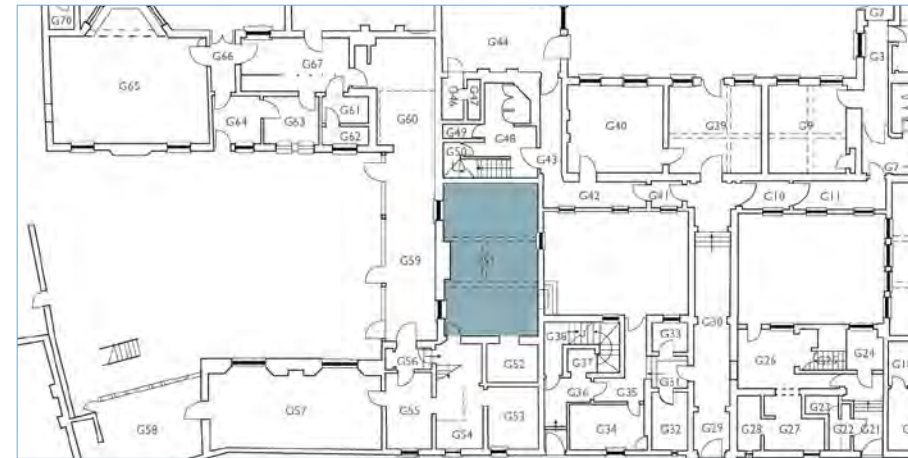
INTERNAL - GROUND FLOOR: G51, 1713 EASTERN RANGE

DESCRIPTION

Large rectangular room, completely stripped of finishes since 2000. Evidence of an early blocked door (probably providing access to cellar) in south wall, a historically blocked large door or window intersected by a recently blocked door in the west wall and a historically blocked door or window in the east wall. Wall construction incorporates brick rubble and indicates different phases of construction. Straight brick joints down all corners.

CONDITION

Poor. There is no plaster to walls. There is no ceiling plaster or laths. Previous doorways are blocked up with concrete blocks. Brickwork has been badly repaired and repointed with cement mortar. Bricks are missing or broken, particularly to window reveals and sills and around fireplace. New Catnic lintels over window and doorway in west wall. Door way is boarded up. The timber lintel over the northernmost window in the east wall is rotten. Windows are in a poor condition with broken sash cords and rotten frames and no window sills.



DATE(S) OF CONSTRUCTION	<ul style="list-style-type: none"> 1713 with later alterations
HISTORIC USE(S)	<ul style="list-style-type: none"> Men's bedroom (1893 plan)
CURRENT USE	<ul style="list-style-type: none"> Unoccupied
CEILING	<ul style="list-style-type: none"> Exposed joists with H-shaped C18 chamfered and stopped timber beams, one encased for strengthening.
WALLS	<ul style="list-style-type: none"> Exposed brick, blocked up doors on south and west walls
WINDOWS	<ul style="list-style-type: none"> East wall: C19 vertical sliding sash (15 over 15 and 12 over 12) West wall: Modern vertical sliding sash (12 over 12)
DOORS	<ul style="list-style-type: none"> Later C20 flush timber door with glazed panel to G54 timber External door boarded over
FLOOR	<ul style="list-style-type: none"> Hardstanding
CHIMNEY	<ul style="list-style-type: none"> Exposed brick chimney breast with segmental brick arch and cast iron grate
DECORATIVE FEATURES	<ul style="list-style-type: none"> None
OTHER	<ul style="list-style-type: none"> None

SIGNIFICANT FEATURES:

- Encased ceiling timbers

INTRUSIVE FEATURES:

- None

SIGNIFICANCE: Plan Form: HIGH

INTERNAL - GROUND FLOOR: G52, 1713 EASTERN RANGE

ILLUSTRATIVE



CONDITION



No floor and badly repaired brickwork

- 1 South wall
- 2 West wall
- 3 East wall
- 4 Missing floor

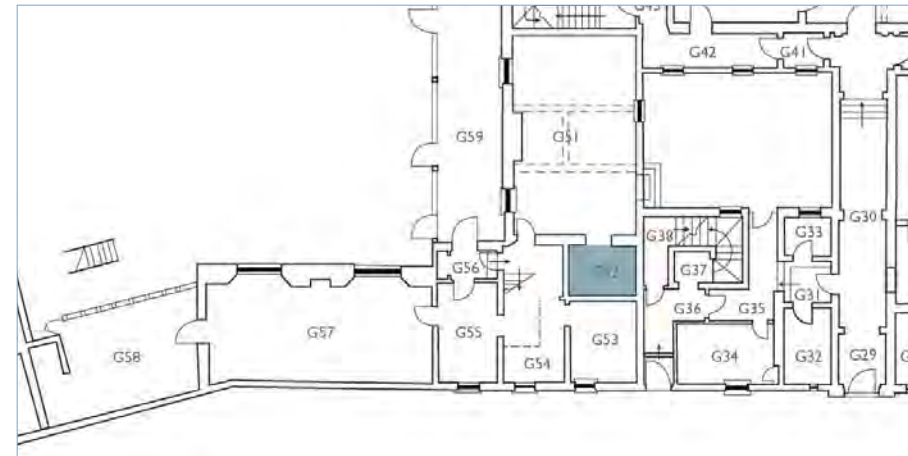
INTERNAL - GROUND FLOOR: G52, 1713 EASTERN RANGE

DESCRIPTION

Small square room with no floor and evidence of blocked windows in south and east walls. South wall not toothed in.

CONDITION

No access available for inspection. No floor. Poor condition as viewed from room G51. There are no finishes to wall. There is no ceiling plaster or laths. Repairs to brickwork in concrete block and cement mortar.



DATE(S) OF CONSTRUCTION	<ul style="list-style-type: none">• 1713
HISTORIC USE(S)	<ul style="list-style-type: none">• Attendant's Room (1893 plan)
CURRENT USE	<ul style="list-style-type: none">• Unoccupied
CEILING	<ul style="list-style-type: none">• Unknown
WALLS	<ul style="list-style-type: none">• Exposed brick
WINDOWS	<ul style="list-style-type: none">• None; two blocked window openings
DOORS	<ul style="list-style-type: none">• None
FLOOR	<ul style="list-style-type: none">• None
CHIMNEY	<ul style="list-style-type: none">• None
DECORATIVE FEATURES	<ul style="list-style-type: none">• None
OTHER	<ul style="list-style-type: none">• None

SIGNIFICANT FEATURES:

- None

INTRUSIVE FEATURES:

- None

SIGNIFICANCE: Plan Form: HIGH

INTERNAL - GROUND FLOOR: G53, NORTHERN EXTENSION TO 1713 EASTERN RANGE

ILLUSTRATIVE



CONDITION



- 1 North wall
- 2 East wall
- 3 Blocked openings in south and west walls; east wall not toothed in
- 4 Floor tiles
- 5 Man hole cover
- 6 Blockwork and cement mortar used to fill blocked up openings
- 7 Large crack to east wall
- 8 View up through exposed floor structure to F32

INTERNAL - GROUND FLOOR: G53, NORTHERN EXTENSION TO 1713 EASTERN RANGE

DESCRIPTION

Rectangular room fronting Bethel Street completely stripped of finishes except floor. Located in the 1789-1830 extension, the north wall was rebuilt in 1899. Evidence of blocked door and window in west wall and blocked window in south wall. None of the walls are toothed into each other.

CONDITION

Poor condition. There is no plaster to the walls. There is no ceiling plaster or laths. Openings are blocked up with concrete blocks. Brickwork has been repaired with cement mortar. Bricks are broken or missing, particularly to reveals of window. There is a large crack with missing bricks in east wall.



DATE(S) OF CONSTRUCTION	• 1756 to 1830, 1899
HISTORIC USE(S)	• Dressing room (1893 plan)
CURRENT USE	• Unoccupied
CEILING	• Exposed timbers
WALLS	• Exposed brick
WINDOWS	• 1899 sash (four over four)
DOORS	• None
FLOOR	• Red and black terracotta tiles
CHIMNEY	• None
DECORATIVE FEATURES	• None
OTHER	• None


SIGNIFICANT FEATURES: • Tile floor

INTRUSIVE FEATURES: • None


SIGNIFICANCE: Interiors: LOW
Plan Form: MEDIUM

INTERNAL - GROUND FLOOR: G54, NORTHERN EXTENSION TO I713 EASTERN RANGE

ILLUSTRATIVE



CONDITION



- 1 East wall
- 2 North wall
- 3 West wall
- 4 West wall with evidence of blocked window
- 5 Stair
- 6 Masonry in south-west corner
- 7 No ceiling or laths to ceiling and no soffit to stair
- 8 Cracking over doorway to G53 and propped doorway



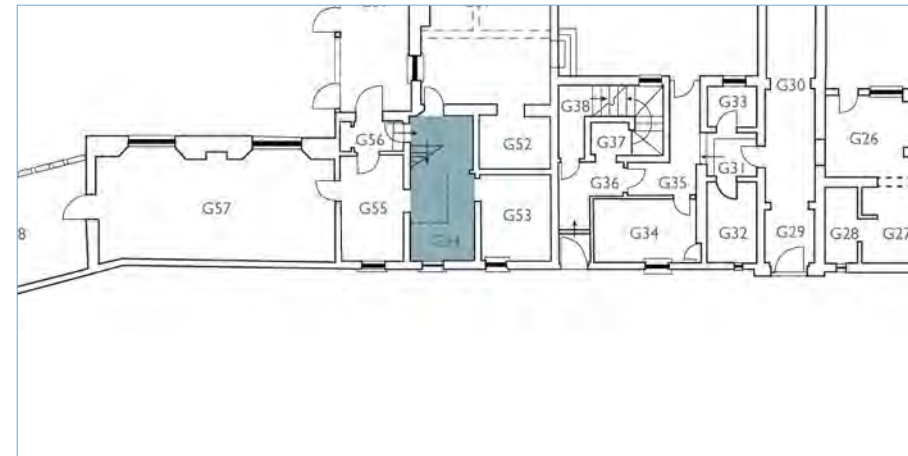
INTERNAL - GROUND FLOOR: G54, NORTHERN EXTENSION TO I713 EASTERN RANGE

DESCRIPTION

Stair hall which has been stripped of all finished except floor. Nineteenth century timber stair has no handrail. Evidence of blocked window behind the stair in the east wall. East and west walls not toothed into north wall.

CONDITION

Poor condition. There is no plaster to walls. There is no ceiling plaster or laths and no soffit to the underside of the stair. Openings blocked up with concrete blocks. Brickwork has been repaired with cement mortar. Bricks are broken or missing, particularly to reveals of the window. There is a large crack in the wall over the doorway into G53 with missing and loose bricks and mortar. The door opening between G53 and G54 is supported on props.



DATE(S) OF CONSTRUCTION	<ul style="list-style-type: none">• 1756 to 1830
HISTORIC USE(S)	<ul style="list-style-type: none">• Bathroom (1893 plan)
CURRENT USE	<ul style="list-style-type: none">• Unoccupied
CEILING	<ul style="list-style-type: none">• Exposed timbers
WALLS	<ul style="list-style-type: none">• Exposed brick• Painted brick on south wall
WINDOWS	<ul style="list-style-type: none">• North wall: 1899 sash (four over four)
DOORS	<ul style="list-style-type: none">• None
CHIMNEY	<ul style="list-style-type: none">• None
FLOOR	<ul style="list-style-type: none">• Historic black and white tiles
DECORATIVE FEATURES	<ul style="list-style-type: none">• None
OTHER	<ul style="list-style-type: none">• C19 timber stair

SIGNIFICANT FEATURES:

- Tile floor, stair

INTRUSIVE FEATURES:

- Props

SIGNIFICANCE: Interior: LOW
Plan Form: MEDIUM

INTERNAL - GROUND FLOOR: G55, EASTERN CELL RANGE

ILLUSTRATIVE



CONDITION



- 1 G55 looking north
- 2 Concrete floor
- 3 Black and white tile floor
- 4 Cupboard
- 5 Blocked window in west wall



- 6 Hole in the floor against the north wall
- 7 Large crack in west wall

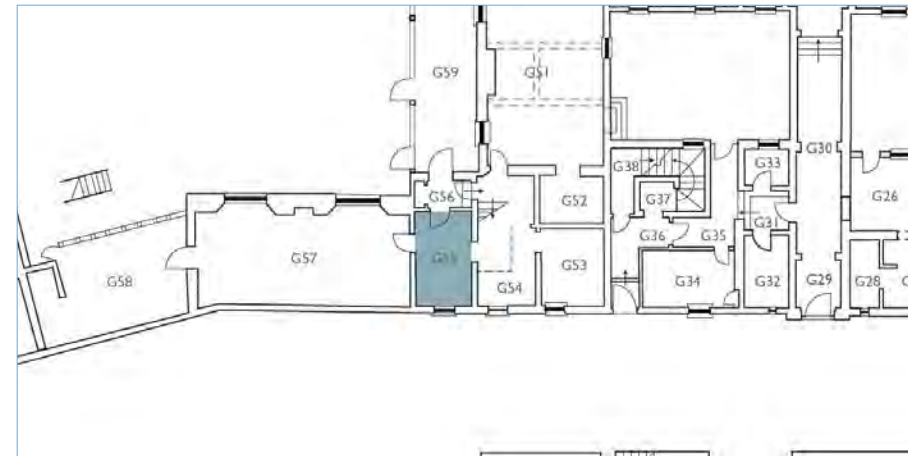
INTERNAL - GROUND FLOOR: G55, EASTERN CELL RANGE

DESCRIPTION

Rectangular room stripped of all finishes except floor. Evidence of blocked window in west wall. Historic cupboard.

CONDITION

Poor condition. There is no plaster to the walls. There is no ceiling plaster or laths. Openings are blocked up with concrete blocks. Brickwork has been repaired with cement mortar. Bricks are broken or missing, particularly to reveals of window. There is a hole in the concrete floor against the north wall. There is a large crack to the west wall extending from the joists the full height of the wall with missing bricks and mortar. There are holes in the brickwork where services are/were.



DATE(S) OF CONSTRUCTION	<ul style="list-style-type: none"> 1756 to 1830
HISTORIC USE(S)	<ul style="list-style-type: none"> WC (1893 plan)
CURRENT USE	<ul style="list-style-type: none"> Unoccupied
CEILING	<ul style="list-style-type: none"> Exposed timber beams
WALLS	<ul style="list-style-type: none"> Exposed brick
WINDOWS	<ul style="list-style-type: none"> North wall: 1899 sash (four over four)
DOORS	<ul style="list-style-type: none"> None
CHIMNEY	<ul style="list-style-type: none"> None
FLOOR	<ul style="list-style-type: none"> C19 black and white tile
DECORATIVE FEATURES	<ul style="list-style-type: none"> None
OTHER	<ul style="list-style-type: none"> Historic timber storage cupboard

SIGNIFICANT FEATURES:

- Tile floor

INTRUSIVE FEATURES:

- None

SIGNIFICANCE: Interiors: LOW
Plan Form: MEDIUM

INTERNAL - GROUND FLOOR: G56, EASTERN CELL RANGE



- 1 South wall
- 2 Architrave to doorway in west wall
- 3 Marble floor
- 4 Timber lintel between G55 and G56
- 5 Steps in G54
- 6 East wall with evidence of blocked window

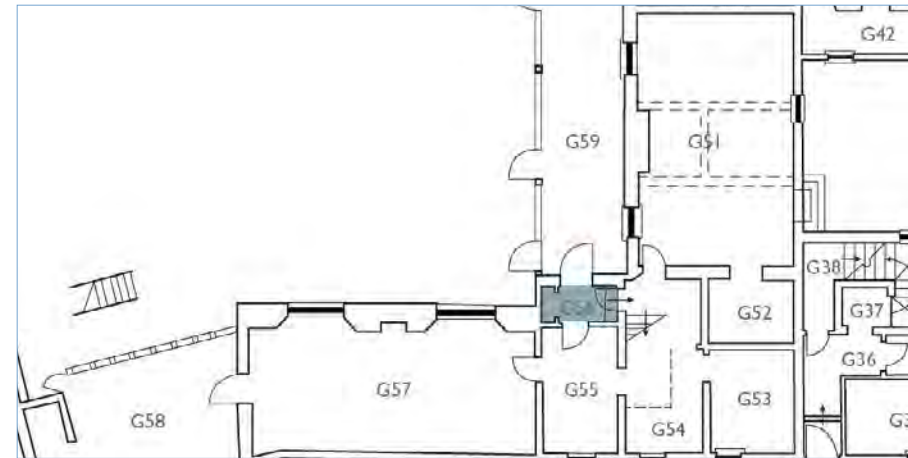
INTERNAL - GROUND FLOOR: G56, EASTERN CELL RANGE

DESCRIPTION

Small lobby with historic tiled floor.

CONDITION

Poor condition. There is no plaster to the walls. There is no ceiling plaster or laths. Brickwork has been repaired with cement mortar. Bricks are broken or missing. The door is missing and the door frame is in poor condition.



DATE(S) OF CONSTRUCTION • c.1880 to 1893

HISTORIC USE(S) • Entrance hall

CURRENT USE • Lobby

CEILING • Exposed joists, eastern ones sloping

WALLS • Exposed brick, evidence of blocked up window in east wall

WINDOWS • None

DOORS • Late C20 flush painted door with glazing
• C20 architrave with wired glazing fan light

CHIMNEY • None

FLOOR • Historic black and white marbled

DECORATIVE FEATURES • None

OTHER • None

SIGNIFICANT FEATURES: • None

INTRUSIVE FEATURES: • None

SIGNIFICANCE: LOW

INTERNAL - GROUND FLOOR: G57, EASTERN CELL RANGE

ILLUSTRATIVE



- 1 G57 looking east
- 2 Exposed section of lath and plaster ceiling
- 3 Historic cupboard
- 4 Hole in ceiling, missing ceiling laths and plaster

CONDITION



- 5 Mantelpiece breaking away from wall
- 6 Brickwork and hole adjacent to door

INTERNAL - GROUND FLOOR: G57, EASTERN CELL RANGE

DESCRIPTION

Large rectangular room which has retained a reasonable amount of historic detailing, such as cornice, skirting and picture rail, and a nineteenth century fireplace. Large section of ceiling missing.

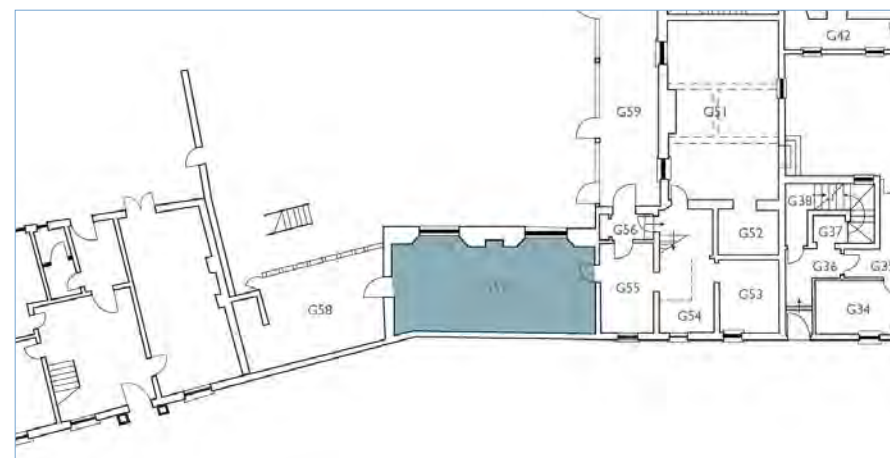
CONDITION

Poor condition. There is no plaster, laths or joists to the ceiling at the east end of the room and this area is supported on props. The rest of the ceiling is in a poor condition with missing plaster, missing laths and a number of cracks with potentially blown plaster. The walls are also in a poor condition with no plaster to the walls at the south west end of the room. The plaster to the other walls has blown in many places and many areas are damp and showing mould growth, particularly to the north wall and under the east window. The visible brickwork has many spalled bricks and poor pointing. There are two large holes in the south wall, one under the window and one adjacent to this by the door. The south west end of the room has no floor due to dry rot. There are areas of missing cornice and skirting throughout. The mantel is severely cracked and coming away from the wall.

- SIGNIFICANT FEATURES:**
- Fireplace and hearth, (in the context of the lack of survival of historic fabric elsewhere)
 - Cornice
 - Picture rail
 - Skirting
 - Architraves
 - Windows

- INTRUSIVE FEATURES:**
- Props

SIGNIFICANCE: Interiors: LOW
Plan Form: MEDIUM



DATE(S) OF CONSTRUCTION

- 1830 to c.1880
- c.1884 to 1893

HISTORIC USE(S)

- Part of Men's Airing Court (c. 1880 plan)
- Men's Day Room (1893 plan)

CURRENT USE

- Unoccupied

CEILING

- Painted lath and plaster, fallen through in east section of room
- C19 cornice

WALLS

- Painted plaster with C19 skirting and picture rail

WINDOWS

- Late C19 tripartite sashes

DOORS

- East wall: C20 painted flush door with partial C19 architrave

CHIMNEY

- Historic fireplace; red tile surround

FLOOR

- Carpet/floorboards

DECORATIVE FEATURES

- None

OTHER

- Historic full length cupboards
- Green glazed tile fire surround and hearth stored in the room and a plinth with lion heads

INTERNAL - GROUND FLOOR: G58, EASTERN CELL RANGE



- 1 G58 looking south-west
- 2 Timber panelled wall
- 3 Former stairwell
- 4 Detail of ironmongery

INTERNAL - GROUND FLOOR: G58, EASTERN CELL RANGE

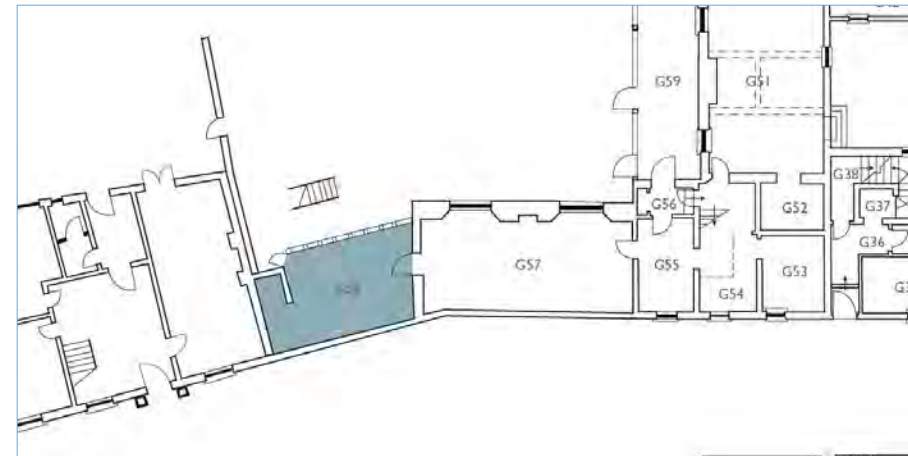
DESCRIPTION

Formerly an open shed, enclosed at south by timber panelling.

CONDITION

Adequate condition. Existing main water intake in manhole. Hole in wall adjacent to door. External door, internal door and windows in poor condition. No floor finish. Peeling paint to wall and poor plaster in areas.

NB External fire escape no33 not inspected but in poor and unsafe condition. Prevent access and remove.



DATE(S) OF CONSTRUCTION	<ul style="list-style-type: none">C20; north wall 1756-1830
HISTORIC USE(S)	<ul style="list-style-type: none">Part of Gent's Airing Court (c.1880)
CURRENT USE	<ul style="list-style-type: none">Unoccupied
CEILING	<ul style="list-style-type: none">Painted plaster
WALLS	<ul style="list-style-type: none">Painted plaster and painted brickGlazed timber panelling
WINDOWS	<ul style="list-style-type: none">Six casement windows
DOORS	<ul style="list-style-type: none">West wall: C20 painted flush timber doorEast wall: C20 painted timber door
FLOOR	<ul style="list-style-type: none">Historic black and red tile in north-east cornerConcrete
CHIMNEY	<ul style="list-style-type: none">None
DECORATIVE FEATURES	<ul style="list-style-type: none">None
OTHER	<ul style="list-style-type: none">Faint scar of removed stair in the north-east cornerVarious salvaged joinery stored in room

SIGNIFICANT FEATURES:	<ul style="list-style-type: none">Tile floorShadow of removed stair (evidential value)
INTRUSIVE FEATURES:	<ul style="list-style-type: none">None
SIGNIFICANCE:	NEUTRAL

INTERNAL - GROUND FLOOR: G59, 1713 EASTERN RANGE LEAN-TO



- 1 The timber panelled exterior
- 2 G59 looking south
- 3 G59 looking north
- 4 Rotten timber panelling and boarded up glazing
- 5 View of passage way looking south

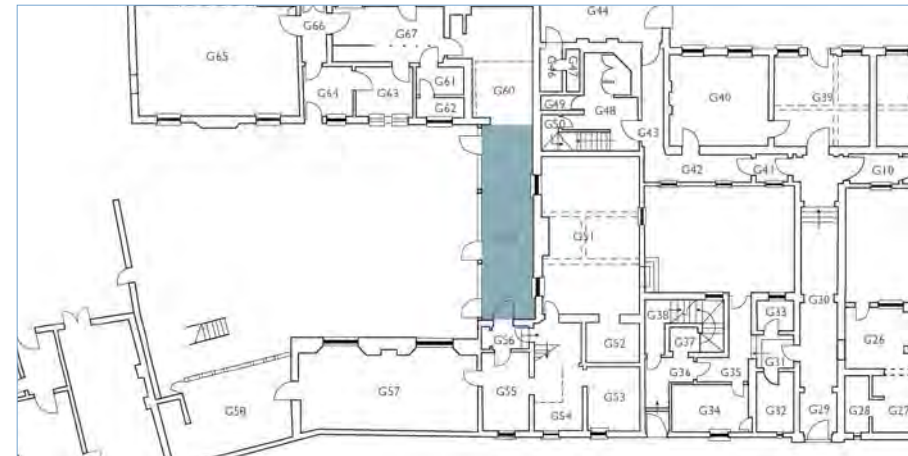
INTERNAL - GROUND FLOOR: G59, I713 EASTERN RANGE LEAN-TO

DESCRIPTION

Timber-panelled passage connecting the South-east Range and East Cell Range.

CONDITION

Very poor. The ceiling is missing in areas and very damp with mould growth. The glazed roof is also in poor condition with rotten timbers. The timber panelling, doors and fanlight are in poor condition with areas of timber rotten, missing and very damp with mould growth. The glazed panels are boarded up and broken. The wall at the south end is very green with considerable moss growth to this, the threshold and the floor. The west wall is also in poor condition being damp with cracked plaster and mould growth. The floor at the north end of the room is missing in areas.



DATE(S) OF CONSTRUCTION	• c.1880 (columns), timber panelling later
HISTORIC USE(S)	• Open shelter in Gent's Airing Court (c.1880)
CURRENT USE	• Covered Passage
CEILING	• Part glazed, part timber
WALLS	• Painted brick • East wall: reused timber panelling and doors
WINDOWS	• East wall: three boarded windows, overhead windows • West wall: two C19 sash windows
DOORS	• East wall: timber panelled doors with glazed fan lights
FLOOR	• Carpet
CHIMNEY	• None
DECORATIVE FEATURES	• Late C20 jungle-themed mural
OTHER	• Chimney pots currently stored here

SIGNIFICANT FEATURES:

- Elliptical openings
- Timber frame, windows

INTRUSIVE FEATURES:

- Xxxxxxxxxx

SIGNIFICANCE: Interiors: DETRIMENTAL
Plan Form: HIGH

INTERNAL - GROUND FLOOR: G60, SOUTH-EAST RANGE



- 1 G60 looking east
- 2 G60 looking north-east
- 3 Rusted lintel
- 4 No roof to north end
- 5 Vegetation growth and blockwork and cement mortar to fill openings
- 6 Rot to timber floor structure above

INTERNAL - GROUND FLOOR: G60, SOUTH-EAST RANGE

DESCRIPTION

Currently partially roofless area at the north end of the covered passageway. Evidence of blocked door opening in the east wall and a recently blocked door opening in the west wall.

CONDITION

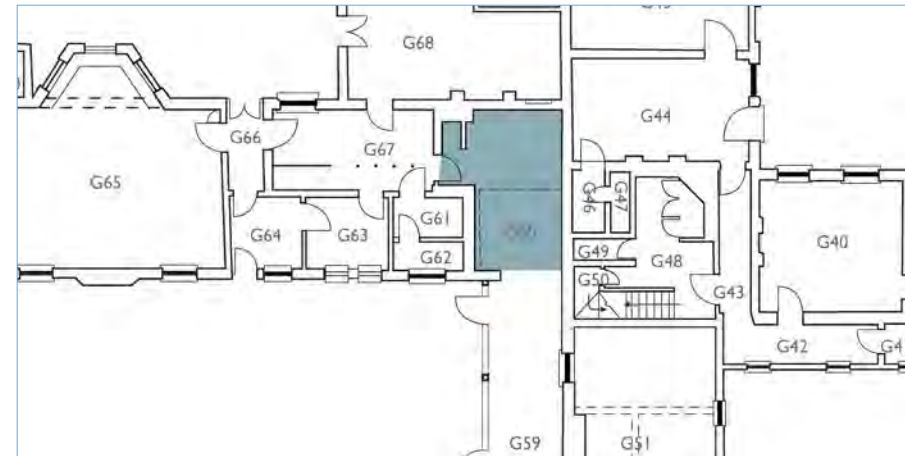
Very poor. No roof to north end of room, adjacent to G59. Metal beam exposed is badly rusted. The walls to the north end are very wet with considerable moss and vegetation growth throughout. The previous opening in the west wall has been blocked up with concrete blocks. The timber lintel over the door to G59 is rotten. The floor in the north end is very wet and muddy with moss and vegetation growth.

There is no ceiling plaster or laths to the remaining space and the exposed timbers and joists are very damp with dry rot evident. The structure is being supported on a prop. The walls are very damp in the south end of the room with green brickwork and peeling paint. There is drainage pipe extending through the roof and returning into the west wall. Openings in the west wall have also been blocked with plywood boards. The previous internal brick walls and are now at door head height.

SIGNIFICANT FEATURES: • None

INTRUSIVE FEATURES: • None

SIGNIFICANCE: NEUTRAL



DATE(S) OF CONSTRUCTION

- 1830 to c.1880
- c.1884 to 1893

HISTORIC USE(S)

- Part of covered passage (1893 plan)

CURRENT USE

- Unoccupied

CEILING

- Exposed roof timbers over northern end

WALLS

- Exposed brick and breeze block

WINDOWS

- None

DOORS

- Removed

FLOOR

- Linoleum tiles

CHIMNEY

- None

DECORATIVE FEATURES

- None

OTHER

- High level timber cupboard or access hatch in north wall

INTERNAL - GROUND FLOOR: G61 AND G62, SOUTH-EAST RANGE



Window (external view)



View into G61 and G62 from first floor window

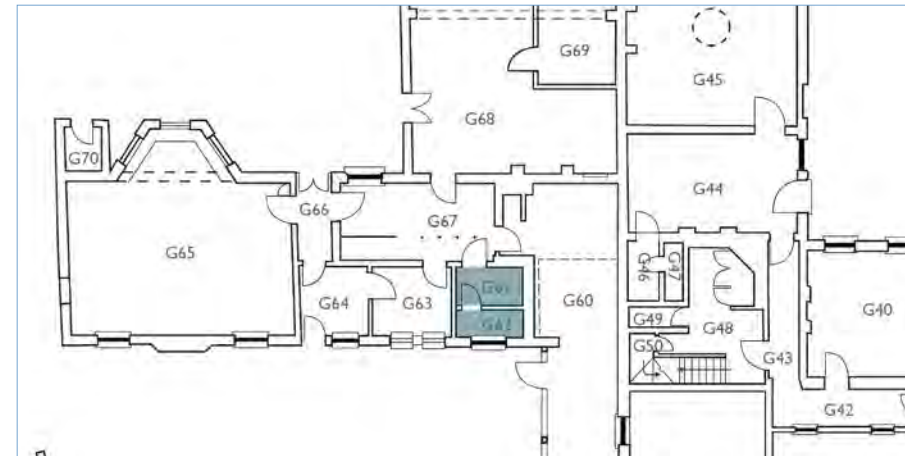
INTERNAL - GROUND FLOOR: G61 AND G62, SOUTH-EAST RANGE

DESCRIPTION

Two small rooms, currently roofless, inaccessible during site visit

CONDITION

Very Poor. The roof to these rooms is missing and the rooms are very wet. There is considerable moss and vegetation growth to the walls. No access for further inspection.



DATE(S) OF CONSTRUCTION • 1884 to 1893

HISTORIC USE(S) • Part of Men's Airing Court (c.1880)
• Padded room (1893 plan)

CURRENT USE • Unoccupied

CEILING • None

WALLS • Painted lath and plaster
• Areas of exposed brick

WINDOWS • Historic vertical sliding sash (six over six) with side lights

DOORS • South door: C20 timber door

FLOOR • Not seen

CHIMNEY • None

DECORATIVE FEATURES • None

OTHER • None

SIGNIFICANT FEATURES: • Window

INTRUSIVE FEATURES: • Vegetation growth

SIGNIFICANCE: Plan Form: MEDIUM

INTERNAL - GROUND FLOOR: G63, SOUTH-EAST RANGE



- 1 Windows (external)
- 2 South wall
- 3 View through to G63 towards west well
- 4 East wall

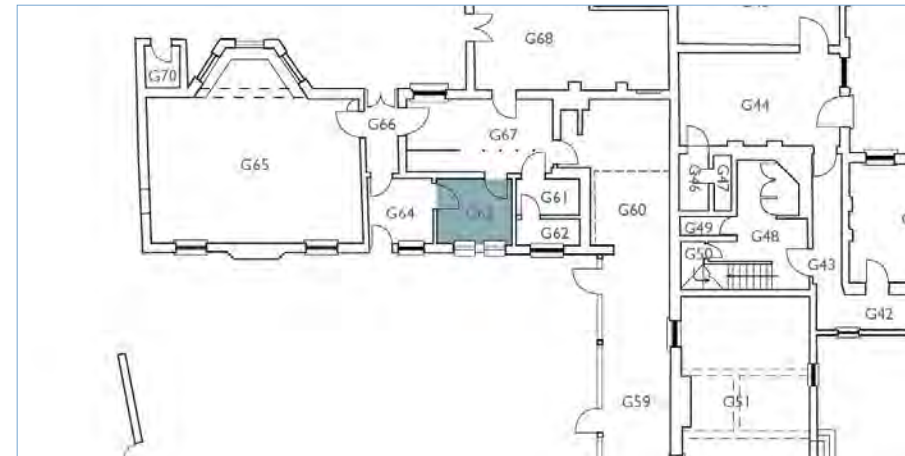
INTERNAL - GROUND FLOOR: G63, SOUTH-EAST RANGE

DESCRIPTION

Square room, currently roofless, inaccessible during site visit

CONDITION

Very Poor. The roof to these rooms is missing and the rooms are very wet. There is considerable moss and vegetation growth to the walls. No access for further inspection.



DATE(S) OF CONSTRUCTION • 1884 to 1893

HISTORIC USE(S) • Part of Gent's Airing Court (c.1880)
• Part of WCs (1893 plan)

CURRENT USE • Unoccupied

CEILING • None

WALLS • Partially tiled, painted breeze block

WINDOWS • Two historic vertical sliding sash (two over two)

DOORS • Late C20 painted flush timber with C20 ironmongery

FLOOR • Not visible

CHIMNEY • None

DECORATIVE FEATURES • None

OTHER • None

SIGNIFICANT FEATURES: • Windows

INTRUSIVE FEATURES: • Vegetation growth

SIGNIFICANCE: Interiors: NEUTRAL
Plan Form: LOW

INTERNAL - GROUND FLOOR: G64, SOUTH-EAST RANGE



- 1 G64 looking south-west
- 2 Ceiling
- 3 West wall
- 4 East wall
- 5 External door

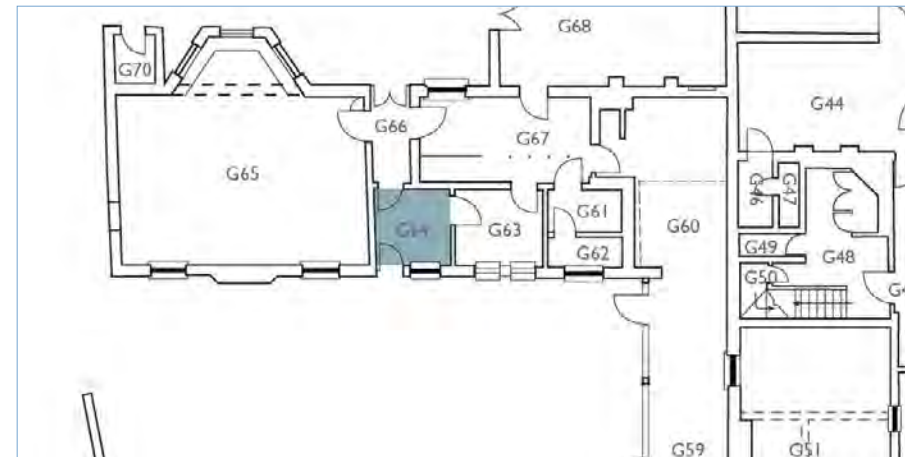
INTERNAL - GROUND FLOOR: G64, SOUTH-EAST RANGE

DESCRIPTION

Small square room, currently roofless, inaccessible during site visit

CONDITION

Very Poor. The roof to these rooms is missing and the rooms are very wet. There is considerable moss and vegetation growth to the walls. No access for further inspection.




DATE(S) OF CONSTRUCTION	<ul style="list-style-type: none"> 1830 to c.1880
HISTORIC USE(S)	<ul style="list-style-type: none"> Part of lavatories (1893 plan)
CURRENT USE	<ul style="list-style-type: none"> Unoccupied
CEILING	<ul style="list-style-type: none"> None
WALLS	<ul style="list-style-type: none"> Painted breeze block Partially tiled below dado
WINDOWS	<ul style="list-style-type: none"> Historic vertical sliding sash (15 over 15)
DOORS	<ul style="list-style-type: none"> Exterior door: Late C19/C20 century painted panelled timber with historic ironmongery South door: C20 painted flush timber door
FLOOR	<ul style="list-style-type: none"> Carpet
CHIMNEY	<ul style="list-style-type: none"> None
DECORATIVE FEATURES	<ul style="list-style-type: none"> None
OTHER	<ul style="list-style-type: none"> None

SIGNIFICANT FEATURES: • Window

INTRUSIVE FEATURES: • Vegetation growth

SIGNIFICANCE: Interiors: NEUTRAL
Plan Form: LOW

INTERNAL - GROUND FLOOR: G65, SOUTH-EAST RANGE



- 1 G65 looking east
- 2 Hole in lath and plaster ceiling
- 3 Section of removed floor
- 4 West door and historic cupboard

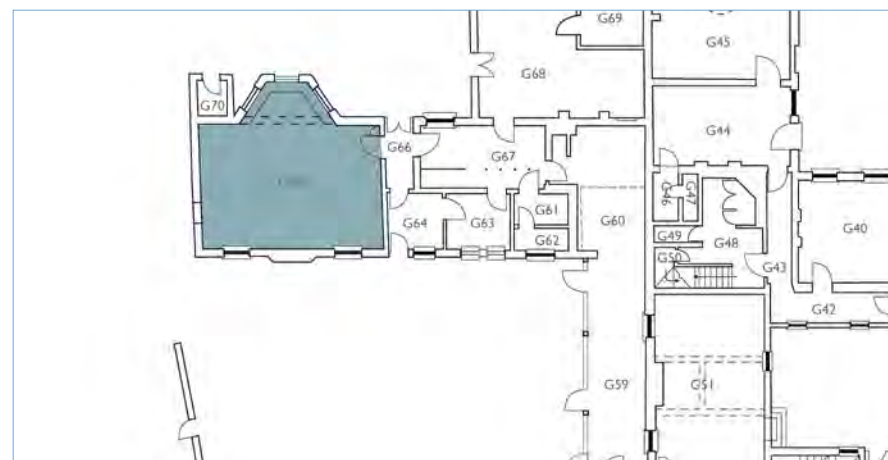
INTERNAL - GROUND FLOOR: G65, SOUTH-EAST RANGE

DESCRIPTION

Large well-lit room with canted bay that has retained many of its historic features though it is in poor condition. Large section of floor and part of ceiling missing.

CONDITION

Poor condition. Parts of the floor structure and finishes are missing due to previous dry rot which has been treated. The ceiling is badly cracked and needs propping. The wall plaster is badly cracked and the room is damp with areas of mould growth. There are areas of ceiling plaster missing and holes in the lath. The visible laths look very damp and dry rot is evident to the timbers visible. The access door to services cupboard is badly rusted.



- SIGNIFICANT FEATURES:**
- Bay window, (in the context of the lack of surviving historic features)
 - Cornice
 - Skirting
 - Cupboard

- INTRUSIVE FEATURES:**
- Wall mounted services
 - Dispenser
 - Modern coat hooks

SIGNIFICANCE: Interiors: LOW
Plan Form: MEDIUM

DATE(S) OF CONSTRUCTION • 1756 to 1830

HISTORIC USE(S) • Men's sitting room (c.1880 and 1893 plan)

CURRENT USE • Unoccupied

CEILING • Painted lath and plaster

WALLS

- C19 painted plaster
- Picture rail
- C19 cornice

WINDOWS

- North wall: Two late C19 sashes (bottom half of window boarded up)
- South wall: Three C19 sashes (six over six)

DOORS

- East wall: Blocked doorway; architrave with glazed panel and C20 ironmongery
- West wall: Late C20 painted flush timber door

FLOOR

- Linoleum tiles
- Part missing in north-west corner

CHIMNEY • No visible evidence of fireplace on north wall

DECORATIVE FEATURES • None

OTHER • Historic timber panelled cupboard

INTERNAL - GROUND FLOOR: G66 AND G67, SOUTH-EAST RANGE



- 1 G67 looking east
- 2 G67 looking west
- 3 South wall of G67
- 4 North wall of G67
- 5 Door to G64
- 6 External door

INTERNAL - GROUND FLOOR: G66 AND G67, SOUTH-EAST RANGE

DESCRIPTION

Corridor providing access to all rooms on the ground floor of the South-east Range.

CONDITION

Poor condition. There is no ceiling plaster or laths. There is no plaster on the walls and some of the bricks are spalled or missing. The window opening in the south wall is blocked up and there is no window sill or frame. The stairs have been removed or collapsed. There are no doors into adjoining rooms nor door frames.



DATE(S) OF CONSTRUCTION • 1756 to 1830

HISTORIC USE(S) • Part of stairwell (c.1880)
• Lobby (1893 plan)

CURRENT USE • Corridor

CEILING • G66: Painted lath and plaster
• G67: None

WALLS • G66: Exposed brick except east wall which is painted plaster with timber skirting
• G67: Exposed brick

WINDOWS • Painted timber horizontal sliding sash (six over six) boarded over internally

DOORS • All C20 flush painted timber doors with painted moulded architraves in G66 only

FLOOR • Hardstanding

CHIMNEY • None

DECORATIVE FEATURES • None

OTHER • Timber columns

SIGNIFICANT FEATURES: • None

INTRUSIVE FEATURES: • None

SIGNIFICANCE: Interiors: NEUTRAL
Plan Form: MEDIUM

INTERNAL - GROUND FLOOR: G68 AND G69, SOUTH-EAST RANGE

ILLUSTRATIVE



- 1 G68 looking south
- 2 G68 looking north-west
- 3 Fireplace
- 4 G69 looking south-west
- 5 Detail of door
- 6 East door
- 7 Floor timbers and beams above showing significant rot
- 8 Cracking over window at south end of east wall
- 9 View of doorway to G67

CONDITION



INTERNAL - GROUND FLOOR: G68 AND G69, SOUTH-EAST RANGE

DESCRIPTION

Large rectangular room with two-thirds height timber partition forming G69.

CONDITION

Poor condition. There is no plaster to walls. There is no ceiling plaster or laths and the exposed timbers and joists are very damp with dry rot evident to the joist ends. The metal beams are badly rusted. Bricks are missing or broken, particularly around the door opening to G67. There is a large crack in the south east corner of the room extending down from the ceiling and this area of the rooms appears damp. The windows and external door are in a poor condition with broken and missing glazing to the door. The partition to G68/69 is temporary and should be removed. The floor in the north east corner by the door into G67 is bowing due to the weight of items stored here.



DATE(S) OF CONSTRUCTION	<ul style="list-style-type: none"> • 1756 to 1830 • Extended 1884 to 1893
HISTORIC USE(S)	<ul style="list-style-type: none"> • Men's Day Room (c.1880 plan) • Billiards Room (1893 plan)
CURRENT USE	<ul style="list-style-type: none"> • Unoccupied
CEILING	<ul style="list-style-type: none"> • Exposed joists
WALLS	<ul style="list-style-type: none"> • Exposed brick; painted plaster • Timber partition walls
WINDOWS	<ul style="list-style-type: none"> • Three C19 sash (six over six)
DOORS	<ul style="list-style-type: none"> • South door: Late C19 glazed timber double door with fanlight • East door: C19 painted timber double door with six glazed panels (boarded over)
FLOOR	<ul style="list-style-type: none"> • Hardstanding
CHIMNEY	<ul style="list-style-type: none"> • Blocked fireplace with timber surround (largely concealed during site visit)
DECORATIVE FEATURES	<ul style="list-style-type: none"> • None
OTHER	<ul style="list-style-type: none"> • Niche with shelves to east of fireplace • Various items stored including timber fireplace

SIGNIFICANT FEATURES:

- Fireplace
- Windows

INTRUSIVE FEATURES:

- Partition
- Modern doors in east wall

SIGNIFICANCE: Interiors: VERY LOW
Plan Form: MEDIUM

INTERNAL - GROUND FLOOR: G70, SOUTH-EAST RANGE



Door (external)

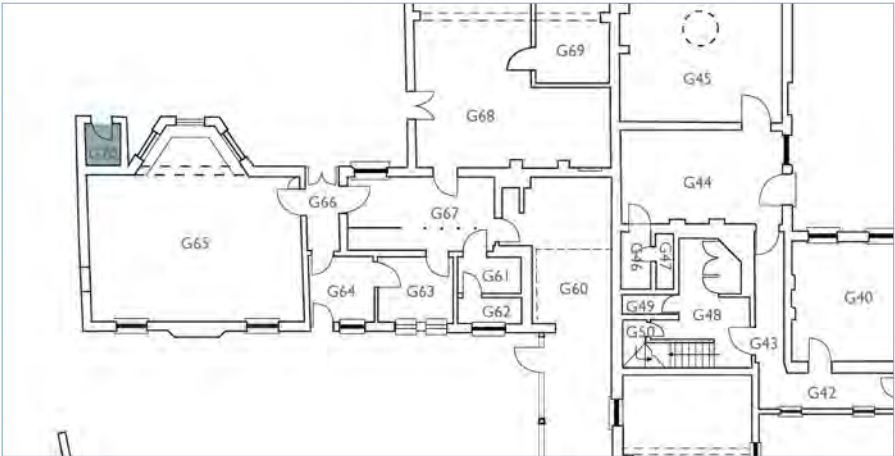
INTERNAL - GROUND FLOOR: G70, SOUTH-EAST RANGE

DESCRIPTION

Small room adjoining former Men's Day Room (inaccessible during site visit)

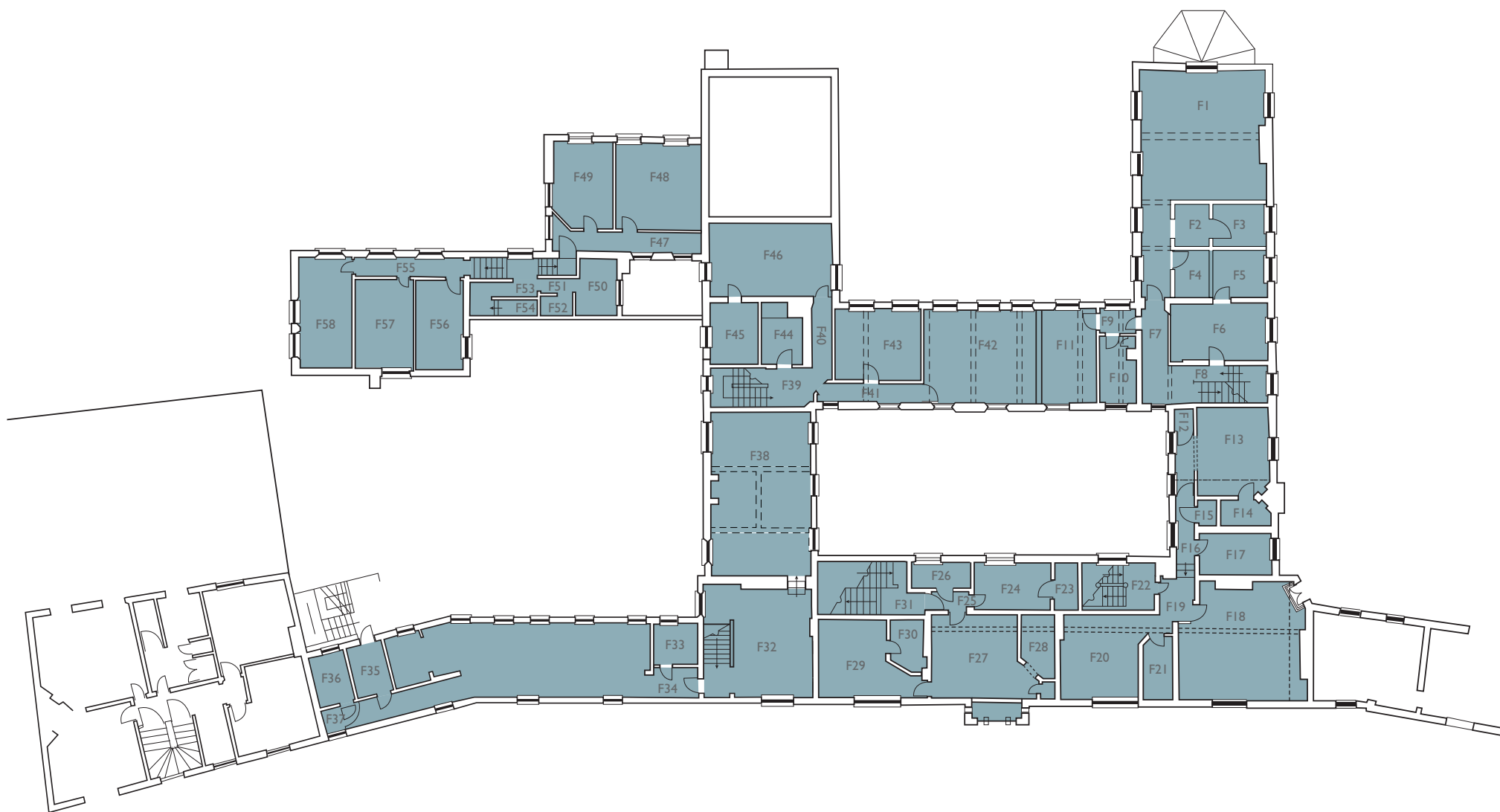
CONDITION

Not accessible for inspection




- | | |
|-------------------------|---|
| DATE(S) OF CONSTRUCTION | <ul style="list-style-type: none">• 1830 to c.1880 |
| HISTORIC USE(S) | <ul style="list-style-type: none">• Unknown |
| CURRENT USE | <ul style="list-style-type: none">• Unoccupied |
| CEILING | <ul style="list-style-type: none">• Not accessible for inspection |
| WALLS | <ul style="list-style-type: none">• Not accessible for inspection |
| WINDOWS | <ul style="list-style-type: none">• None |
| DOORS | <ul style="list-style-type: none">• Boarded over |
| FLOOR | <ul style="list-style-type: none">• Not accessible for inspection |
| CHIMNEY | <ul style="list-style-type: none">• None |
| DECORATIVE FEATURES | <ul style="list-style-type: none">• Not accessible for inspection |
| OTHER | <ul style="list-style-type: none">• Not accessible for inspection |

- | | |
|-----------------------|---|
| SIGNIFICANT FEATURES: | <ul style="list-style-type: none">• N/A |
| INTRUSIVE FEATURES: | <ul style="list-style-type: none">• N/A |
| SIGNIFICANCE: | Plan Form: LOW |



INTERNAL - FIRST FLOOR



INTERNAL - FIRST FLOOR: FI, 1753 TO 1756 WESTERN RANGE

INTERNAL - FIRST FLOOR: FI, 1753 TO 1756 WESTERN RANGE

DESCRIPTION

Rectangular room partitioned from former dormitory during c.2000 conversion with two bay corridor. Exposed stopped and chamfered beams but otherwise windows and finishes are modern.

CONDITION

Good



DATE(S) OF CONSTRUCTION • 1753 to 1756

HISTORIC USE(S) • Part of Ladies Dormitory (1893 plan)

CURRENT USE • Master Bedroom

CEILING • Painted plaster
• C18 stopped and chamfered beams

WALLS • Painted plaster
• Modern skirtings

WINDOWS • East wall: Modern round headed, painted timber sashes and one opening lunette
• South wall: Unopenable painted timber lunette
• West wall: C19 sash (15 over 15) painted timber

DOORS • Modern painted timber panelled with modern ironmongery

FLOOR • Carpet

CHIMNEY • Chimney breast; no fireplace

DECORATIVE FEATURES • None

OTHER • None

SIGNIFICANT FEATURES: • Eighteenth century ceiling beams

INTRUSIVE FEATURES: • None

SIGNIFICANCE: Interiors: NEUTRAL (except beams, which are HIGH)
Plan Form: LOW

INTERNAL - FIRST FLOOR: F2 AND F3, 1753 TO 1756 WESTERN RANGE

INTERNAL - FIRST FLOOR: F2 AND F3, 1753 TO 1756 WESTERN RANGE

DESCRIPTION

Two small rooms partitioned from former Ladies Dormitory during c.2000 conversion accessed via rounded headed arch from F1. F3 fitted as a bathroom.

CONDITION

Good



DATE(S) OF CONSTRUCTION

- 1753 to 1756
- c.2000 partitions

HISTORIC USE(S)

- Part of Ladies Dormitory (1893 plan)

CURRENT USE

- En-suite Bathroom

CEILING

- Painted plaster
- C18 stopped and chamfered beams

WALLS

- Painted plaster
- Skirtings all modern

WINDOWS

- C19 painted timber sash (12 over 12) with mouldings at edge of timber reveals and nineteenth century architrave

DOORS

- Modern timber panelled with modern ironmongery

FLOOR

- Carpet

CHIMNEY

- None

DECORATIVE FEATURES

- None

OTHER

- Modern sanitaryware in F3

SIGNIFICANT FEATURES: • Eighteenth century ceiling beams

INTRUSIVE FEATURES: • None

SIGNIFICANCE: NEUTRAL

INTERNAL - FIRST FLOOR: F4 AND F5, 1753 TO 1756 WESTERN RANGE

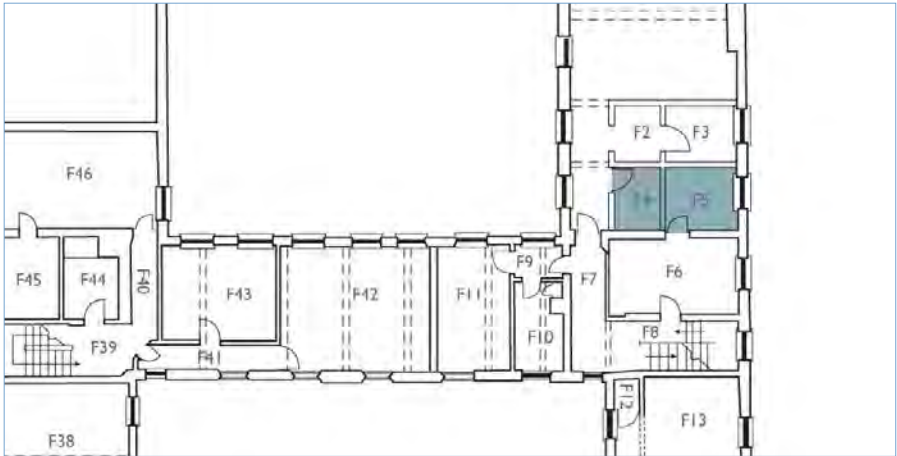
INTERNAL - FIRST FLOOR: F4 AND F5, 1753 TO 1756 WESTERN RANGE

DESCRIPTION

Two partitioned rooms in former Ladies Dormitory, now in use as an en-suite bathroom and WC. Although the sanitaryware and ironmongery are modern, the doors imitate historic doors and there are historic features such as the beams that give the rooms character.

CONDITION

Good



DATE(S) OF CONSTRUCTION	<ul style="list-style-type: none">• 1753 to 1756• c.2000 partitions
HISTORIC USE(S)	<ul style="list-style-type: none">• Part of Ladies Dormitory (1893 plan)
CURRENT USE	<ul style="list-style-type: none">• En-suite bathroom and WC
CEILING	<ul style="list-style-type: none">• Painted plaster• C18 stopped and chamfered beam supported on timber column
WALLS	<ul style="list-style-type: none">• Painted plaster• Modern skirting
WINDOWS	<ul style="list-style-type: none">• C19 painted timber sash (15 over 15) with simple mouldings at edge of timber reveals and C19 architrave• Film on lower sash glazing
DOORS	<ul style="list-style-type: none">• Modern timber panelled door with modern ironmongery• C18 painted, moulded timber architrave
FLOOR	<ul style="list-style-type: none">• Carpet• Tile
CHIMNEY	<ul style="list-style-type: none">• None
DECORATIVE FEATURES	<ul style="list-style-type: none">• None
OTHER	<ul style="list-style-type: none">• Modern sanitaryware

SIGNIFICANT FEATURES:

- Eighteenth century ceiling beams

INTRUSIVE FEATURES:

- None

SIGNIFICANCE: NEUTRAL

INTERNAL - FIRST FLOOR: F6, 1713 CENTRAL RANGE

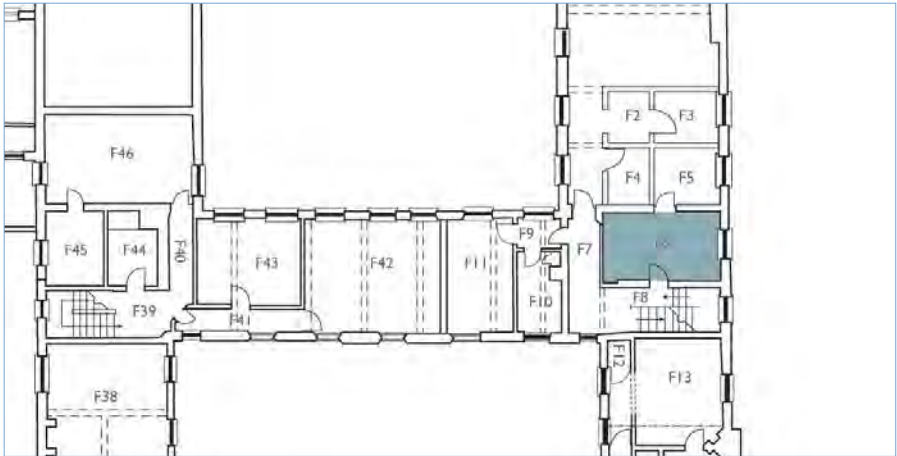
INTERNAL - FIRST FLOOR: F6, 1713 CENTRAL RANGE

DESCRIPTION

Rectangular room with exposed beams and historic cupboards.

CONDITION

Good



DATE(S) OF CONSTRUCTION	<ul style="list-style-type: none">• 1713
HISTORIC USE(S)	<ul style="list-style-type: none">• Attendant's Rooms (1893 plan)
CURRENT USE	<ul style="list-style-type: none">• Spare Bedroom
CEILING	<ul style="list-style-type: none">• Painted plaster• C18 stopped and chamfered beam along north wall with historic tie at west end• Encased beam along south wall
WALLS	<ul style="list-style-type: none">• Painted plaster• Skirting all modern
WINDOWS	<ul style="list-style-type: none">• South wall: C19 painted timber sash (15 over 15) with simple mouldings to flush timber reveals and C19 moulded architrave• North wall: Historic four panelled painted timber door with modern ironmongery
DOORS	<ul style="list-style-type: none">• Modern painted panelled with modern ironmongery• Historic painted timber architraves
FLOOR	<ul style="list-style-type: none">• Carpet
CHIMNEY	<ul style="list-style-type: none">• None
DECORATIVE FEATURES	<ul style="list-style-type: none">• None
OTHER	<ul style="list-style-type: none">• Three built-in C19 cupboards

SIGNIFICANT FEATURES:

- Eighteenth century ceiling beams
- East wall cupboards

INTRUSIVE FEATURES:

- None

SIGNIFICANCE:

Interiors: LOW
Plan Form: HIGH

INTERNAL - FIRST FLOOR: F7 AND F8, 1713 CENTRAL RANGE

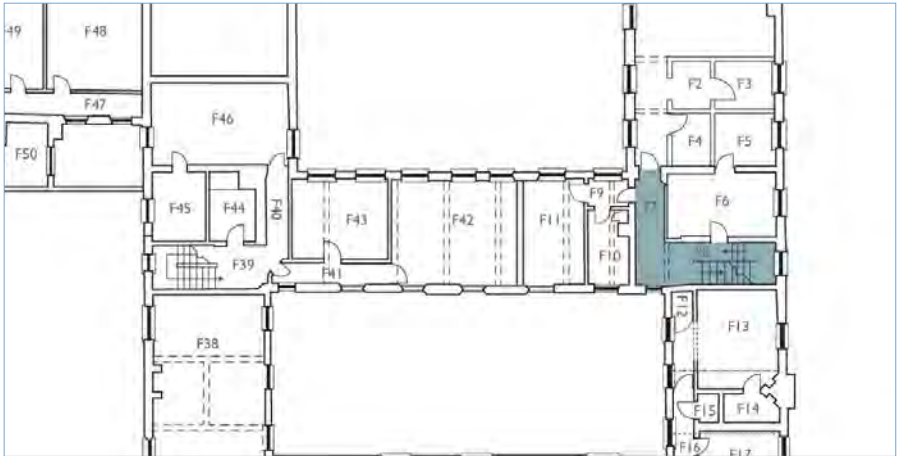
INTERNAL - FIRST FLOOR: F7 AND F8, 1713 CENTRAL RANGE

DESCRIPTION

First floor landing and hallway with historic character deriving from stair, beam, timber panelling to south wall and variety of doors and windows.

CONDITION

Good



DATE(S) OF CONSTRUCTION	<ul style="list-style-type: none">• 1713
HISTORIC USE(S)	<ul style="list-style-type: none">• Stair hall and corridor
CURRENT USE	<ul style="list-style-type: none">• Stair hall and corridor
CEILING	<ul style="list-style-type: none">• Painted plaster• C18 chamfered beam with historic tie at southern end panelling
WALLS	<ul style="list-style-type: none">• Painted plaster• South wall: Historic timber board• Moulded timber skirting
WINDOWS	<ul style="list-style-type: none">• South wall: C20 painted timber, single pane casement hinged at base• West wall: C19 painted timber sash
DOORS	<ul style="list-style-type: none">• To F6: C19 four panelled, painted timber door with modern ironmongery• To F9: Painted timber panelled door - possibly modern replica - with modern ironmongery• To F1: Modern painted timber panelled floor with modern ironmongery
FLOOR	<ul style="list-style-type: none">• Carpet
CHIMNEY	<ul style="list-style-type: none">• None
DECORATIVE FEATURES	<ul style="list-style-type: none">• None
OTHER	<ul style="list-style-type: none">• Stair with painted square stringers and polished timber handrail• Large circular tie on east wall

SIGNIFICANT FEATURES:	<ul style="list-style-type: none">• Stair• Eighteenth century ceiling beams• Timber panelling to east wall of F7
INTRUSIVE FEATURES:	<ul style="list-style-type: none">• None
SIGNIFICANCE:	HIGH

INTERNAL - FIRST FLOOR: F9, I7I3 CENTRAL RANGE

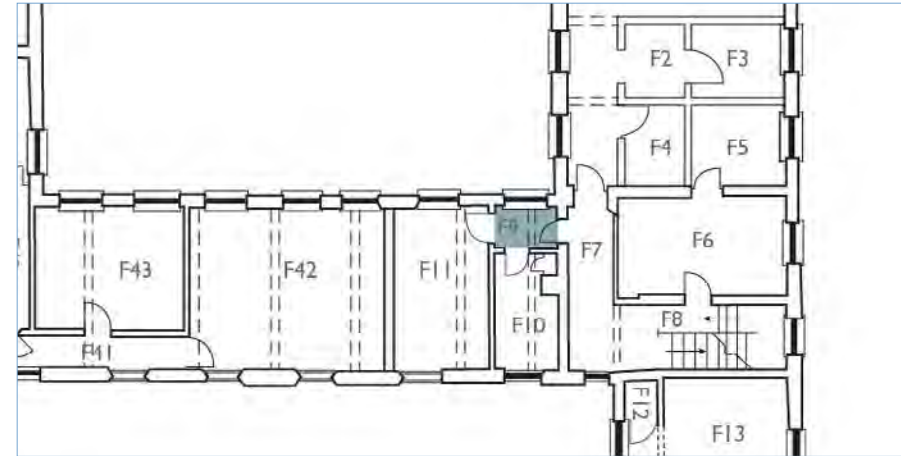
INTERNAL - FIRST FLOOR: F9, I713 CENTRAL RANGE

DESCRIPTION

Small corridor connecting second floor landing, spare bedroom, and storage cupboard

CONDITION

Good



DATE(S) OF CONSTRUCTION	<ul style="list-style-type: none"> 1713; space formed after 1893
HISTORIC USE(S)	<ul style="list-style-type: none"> Part of Clothing Cupboard (1893 plan)
CURRENT USE	<ul style="list-style-type: none"> Corridor
CEILING	<ul style="list-style-type: none"> Painted plaster Painted C18 stopped and chamfered beam with historic tie at southern end
WALLS	<ul style="list-style-type: none"> Painted plaster Painted timber board panelling north wall Historic and modern skirtings
WINDOWS	<ul style="list-style-type: none"> Late C19 painted timber sash (two over two)
DOORS	<ul style="list-style-type: none"> Modern painted panelled with modern ironmongery
FLOOR	<ul style="list-style-type: none"> Carpet
CHIMNEY	<ul style="list-style-type: none"> None
DECORATIVE FEATURES	<ul style="list-style-type: none"> None
OTHER	<ul style="list-style-type: none"> None

SIGNIFICANT FEATURES:

- Eighteenth century ceiling beams
- Timber panelling

INTRUSIVE FEATURES:

- None

SIGNIFICANCE: Interiors: LOW
Plan Form: NEUTRAL

INTERNAL - FIRST FLOOR: FI0, CENTRAL RANGE

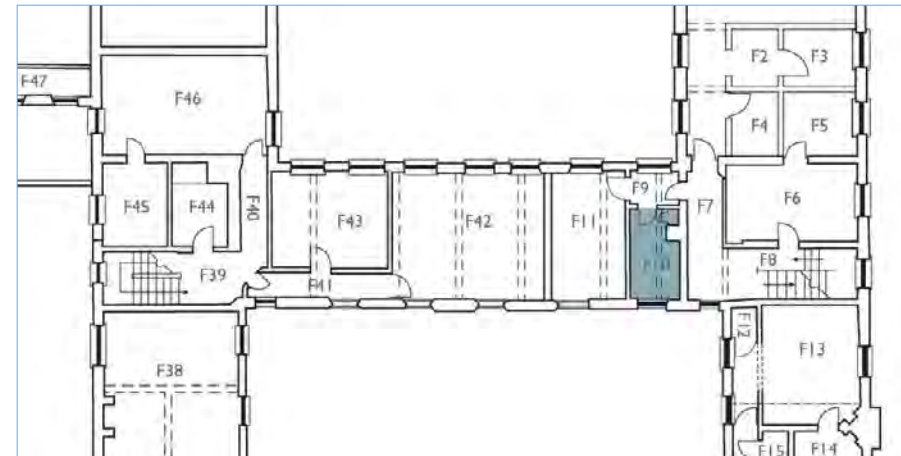
INTERNAL - FIRST FLOOR: F10, CENTRAL RANGE

DESCRIPTION

Small rectangular room with built-in cupboard.

CONDITION

Good



DATE(S) OF CONSTRUCTION	<ul style="list-style-type: none"> 1713; space created after 1893
HISTORIC USE(S)	<ul style="list-style-type: none"> Clothing Closet and corridor (1893 plan)
CURRENT USE	<ul style="list-style-type: none"> Storage Room
CEILING	<ul style="list-style-type: none"> Painted plaster C18 stopped and chamfered beam with historic tie at northern end
WALLS	<ul style="list-style-type: none"> Painted plaster Timber board panelling on east and south walls Modern skirtings
WINDOWS	<ul style="list-style-type: none"> Possibly late C19 painted timber sash (two over two)
DOORS	<ul style="list-style-type: none"> Possibly reused historic painted panelled with modern ironmongery
FLOOR	<ul style="list-style-type: none"> Carpet
CHIMNEY	<ul style="list-style-type: none"> None
DECORATIVE FEATURES	<ul style="list-style-type: none"> None
OTHER	<ul style="list-style-type: none"> Built-in historic cupboards with wide timber boards at base. One long panelled cupboard over small panelled cupboard below

SIGNIFICANT FEATURES:

- Eighteenth century ceiling beams
- Timber panelling
- Cupboard
- Floorboards in cupboard

INTRUSIVE FEATURES:

- None

SIGNIFICANCE: Interiors: LOW
Plan Form: NEUTRAL

INTERNAL - FIRST FLOOR: FII, 1713 CENTRAL RANGE

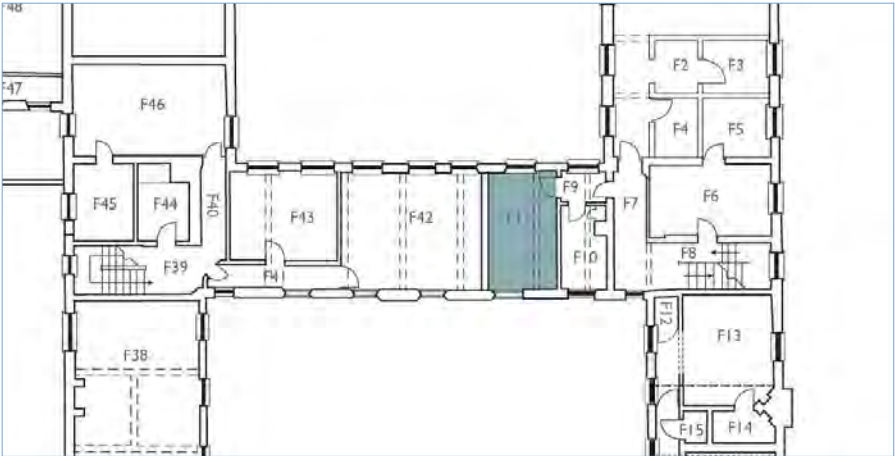
INTERNAL - FIRST FLOOR: F11, I713 CENTRAL RANGE

DESCRIPTION

Small rectangular room partitioned from former Master's Bedroom during c.2000 conversion

CONDITION

Good



DATE(S) OF CONSTRUCTION	<ul style="list-style-type: none">• 1713• Post-1893 west partition wall• c.2000 east partition wall
HISTORIC USE(S)	<ul style="list-style-type: none">• Part of Master's Bedroom (1893 plan)
CURRENT USE	<ul style="list-style-type: none">• Spare Bedroom
CEILING	<ul style="list-style-type: none">• Painted plaster• C18 stopped and chamfered beam with historic ties at each end
WALLS	<ul style="list-style-type: none">• Painted plaster• Historic timber ribbed panelling west wall• Modern skirtings
WINDOWS	<ul style="list-style-type: none">• South wall: C19 painted timber sash (15 over 15)• North wall: C19 30 pane painted timber window (not openable)
DOORS	<ul style="list-style-type: none">• West wall: Part historic painted panelled with modern ironmongery
FLOOR	<ul style="list-style-type: none">• Carpet
CHIMNEY	<ul style="list-style-type: none">• None
DECORATIVE FEATURES	<ul style="list-style-type: none">• None
OTHER	<ul style="list-style-type: none">• None

SIGNIFICANT FEATURES:




- Eighteenth century ceiling beams
- Timber panelling

INTRUSIVE FEATURES:



- None

SIGNIFICANCE: Interiors: LOW
Plan Form: VERY LOW

INTERNAL - FIRST FLOOR: F12 TO F21, 1713 WESTERN RANGE/BOARDMAN RANGE (45A BETHEL STREET)



- 1 Double doors leading out onto balcony
- 2 Cornice and downstand beam in F20
- 3 Cornice in F18
- 4 Typical cornice
- 5 Replica window in F20
- 6 Typical skirting



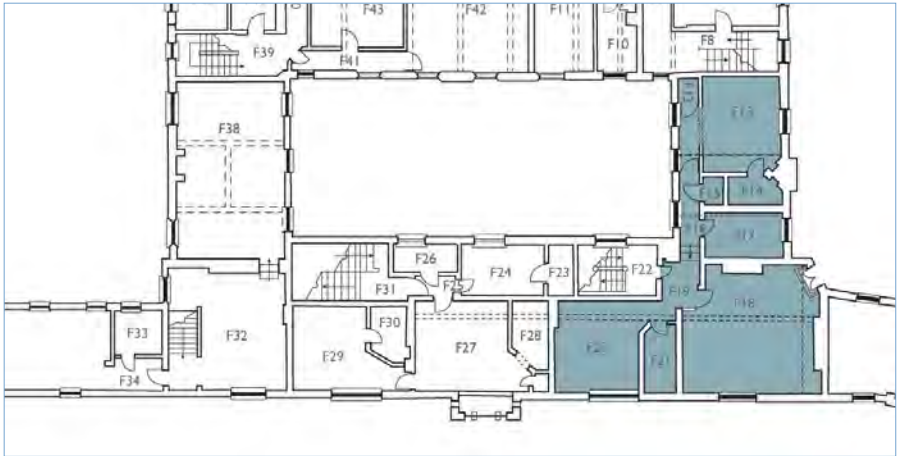
INTERNAL - FIRST FLOOR: F12 TO F21, 1713 WESTERN RANGE/BOARDMAN RANGE (45A BETHEL STREET)

DESCRIPTION

Two bedroom flat occupying the north-west wing of the H-Block and a section of the Boardman Range, with access to Little Bethel Court balcony

CONDITION

Good



DATE(S) OF CONSTRUCTION	<ul style="list-style-type: none">1713; 1757 to 1830; 1899
HISTORIC USE(S)	<ul style="list-style-type: none">Matron's Sitting RoomMatron's BedroomWork Room (1893 plan)
CURRENT USE	<ul style="list-style-type: none">Two bedroom flat, with two en-suite bedroom, WC, kitchen, and sitting room
CEILING	<ul style="list-style-type: none">Painted plasterPlastered downstand encased beams in bedroomModern plaster cornices
WALLS	<ul style="list-style-type: none">Lined and paintedModern skirtings
WINDOWS	<ul style="list-style-type: none">North wall: Modern windows replicating 1899 designsEast and west walls: Modern sash windows replicating C19 designs
DOORS	<ul style="list-style-type: none">Modern timber panelled with modern ironmongeryModern glazed painted timber patio doors
FLOOR	<ul style="list-style-type: none">CarpetVinyl
CHIMNEY	<ul style="list-style-type: none">Chimney breast in sitting room with C19/C20 surround
DECORATIVE FEATURES	<ul style="list-style-type: none">None
OTHER	<ul style="list-style-type: none">Modern kitchen fittings in F17Modern sanitaryware in F14, F15 and F20

SIGNIFICANT FEATURES:	<ul style="list-style-type: none">Encased ceiling beams
INTRUSIVE FEATURES:	<ul style="list-style-type: none">None
SIGNIFICANCE:	NEUTRAL (see significance plan for walls)

INTERNAL - FIRST FLOOR: F22, BOARDMAN RANGE



First floor landing



Modern sash window

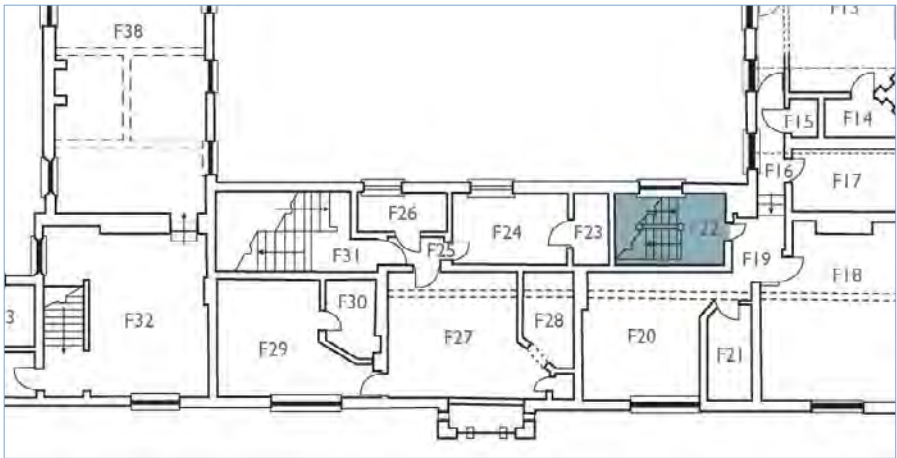
INTERNAL - FIRST FLOOR: F22, BOARDMAN RANGE

DESCRIPTION

New stair and landing created as part of the c.2000 works.

CONDITION

Good



DATE(S) OF CONSTRUCTION	<ul style="list-style-type: none">c.2000
HISTORIC USE(S)	<ul style="list-style-type: none">Corridor (Boardman sketch)
CURRENT USE	<ul style="list-style-type: none">Stair
CEILING	<ul style="list-style-type: none">Painted plaster
WALLS	<ul style="list-style-type: none">Painted plasterPlain modern painted timber skirting
WINDOWS	<ul style="list-style-type: none">Modern painted timber sash (eight over eight)
DOORS	<ul style="list-style-type: none">Modern painted panelled timber with modern ironmongery
FLOOR	<ul style="list-style-type: none">Carpet with proprietary nosings
CHIMNEY	<ul style="list-style-type: none">None
DECORATIVE FEATURES	<ul style="list-style-type: none">None
OTHER	<ul style="list-style-type: none">Modern white painted timber stringers with polished timber handrail and painted timber newel posts surrounded by ball finials

SIGNIFICANT FEATURES:




- None

INTRUSIVE FEATURES:

- None

SIGNIFICANCE: NEUTRAL

INTERNAL - FIRST FLOOR: F23 TO F30, BOARDMAN RANGE (39A BETHEL STREET)



- 1 Typical modern timber panelled door
- 2 Typical skirting
- 3 Cornice in F26
- 4 Cornice and beam in F27
- 5 Cornice used elsewhere

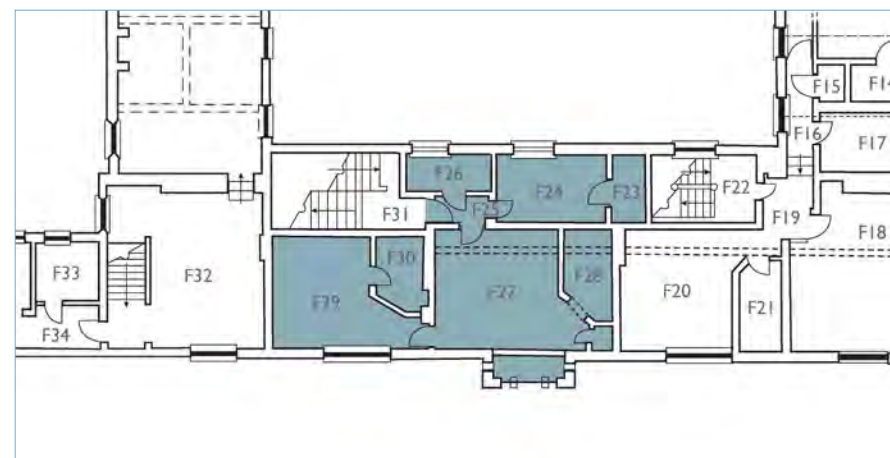
INTERNAL - FIRST FLOOR: F23 TO F30, BOARDMAN RANGE (39A BETHEL STREET)

DESCRIPTION

Removal of original cells to create two-bedroom first floor flat in Boardman Range. Sitting room and kitchen; two en-suite bedrooms; WC. Appears modern apart from northern windows.

CONDITION

Generally good although severe condensation and mould growth to northern windows. Some hairline cracking to cornices.



DATE(S) OF CONSTRUCTION	<ul style="list-style-type: none"> • 1899 • c.2000 conversion
HISTORIC USE(S)	<ul style="list-style-type: none"> • Patient Bedrooms
CURRENT USE	<ul style="list-style-type: none"> • Two bedroom flat
CEILING	<ul style="list-style-type: none"> • Painted plaster with modern cornices • Encased beam in F27
WALLS	<ul style="list-style-type: none"> • Painted plaster • Modern skirtings
WINDOWS	<ul style="list-style-type: none"> • Sitting Room: 1899 Venetian window • 1899 painted timber sash windows
DOORS	<ul style="list-style-type: none"> • Modern painted panelled with modern ironmongery
FLOOR	<ul style="list-style-type: none"> • Carpet • Vinyl
CHIMNEY	<ul style="list-style-type: none"> • No evidence of fireplaces in chimney stack walls
DECORATIVE FEATURES	<ul style="list-style-type: none"> • None
OTHER	<ul style="list-style-type: none"> • Modern kitchen fittings in F28 • Modern sanitaryware in F30, F26 and F23 • Boiler in cupboard in F27


SIGNIFICANT FEATURES: • Bay window in F27

INTRUSIVE FEATURES: • None

SIGNIFICANCE: NEUTRAL (structural N-S walls: MEDIUM)

INTERNAL - FIRST FLOOR: F3I, BOARDMAN RANGE

ILLUSTRATIVE



CONDITION



Crack in concrete landing

- 1 Newel post, stair from ground to first floor
- 2 Flight from first to second floor
- 3 Services on first floor landing and crack in skirting
- 4 Light and emergency light
- 5 Looking down towards first floor stairwell
- 6 Historic handrail



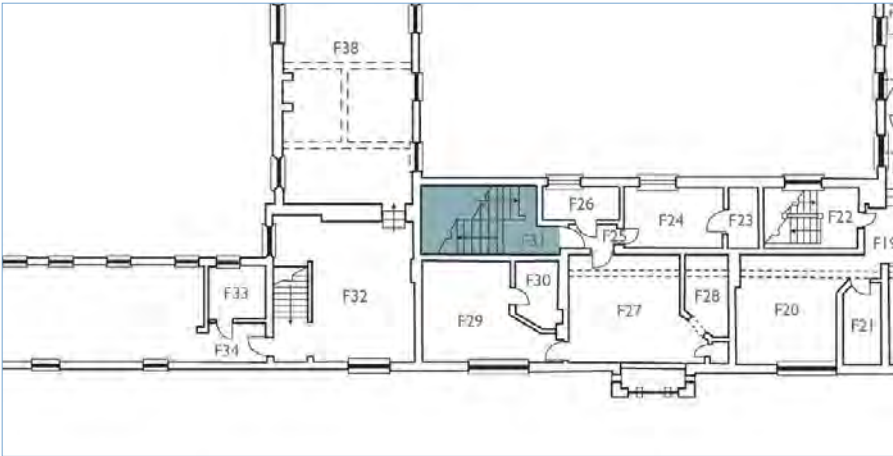
INTERNAL - FIRST FLOOR: F31, BOARDMAN RANGE

DESCRIPTION

First floor stairwell with the original concrete Boardman stair with cast iron and timber handrail.

CONDITION

Good generally. Cracks to concrete landing possibly relating to cracking at ground floor level caused by water ingress in basement.




DATE(S) OF CONSTRUCTION	<ul style="list-style-type: none">• 1899
HISTORIC USE(S)	<ul style="list-style-type: none">• Stairwell
CURRENT USE	<ul style="list-style-type: none">• Stairwell
CEILING	<ul style="list-style-type: none">• Painted plaster with modern cornices
WALLS	<ul style="list-style-type: none">• Painted plaster• Concrete skirting with modern timber moulding over
WINDOWS	<ul style="list-style-type: none">• South wall: Modern painted timber sash (four over four)
DOORS	<ul style="list-style-type: none">• Modern painted timber panelled with modern ironmongery
FLOOR	<ul style="list-style-type: none">• Concrete with modern carpet and proprietary nosings
CHIMNEY	<ul style="list-style-type: none">• None
DECORATIVE FEATURES	<ul style="list-style-type: none">• None
OTHER	<ul style="list-style-type: none">• Cast iron stringers, every other one twisted in the centre, with polished timber handrail

SIGNIFICANT FEATURES:	<ul style="list-style-type: none">• Stair including cast iron newel posts and balustrade with timber handrail
INTRUSIVE FEATURES:	<ul style="list-style-type: none">• Emergency lighting• Fire alarm
SIGNIFICANCE:	HIGH

INTERNAL - FIRST FLOOR: F32, NORTHERN EXTENSION TO 1713 EASTERN RANGE

ILLUSTRATIVE



- 1 North Wall
- 2 Window in east wall
- 3 South wall with chimney breast and brick fireplace. Brickwork painted black was on external wall
- 4 East Wall
- 5 Skirting
- 6 Moulded timber protruding into stair opening possibly indicating the stair was originally oriented east to west as recorded in the western northern extension on the 1893 plan

CONDITION



Hole in floor in north-west corner

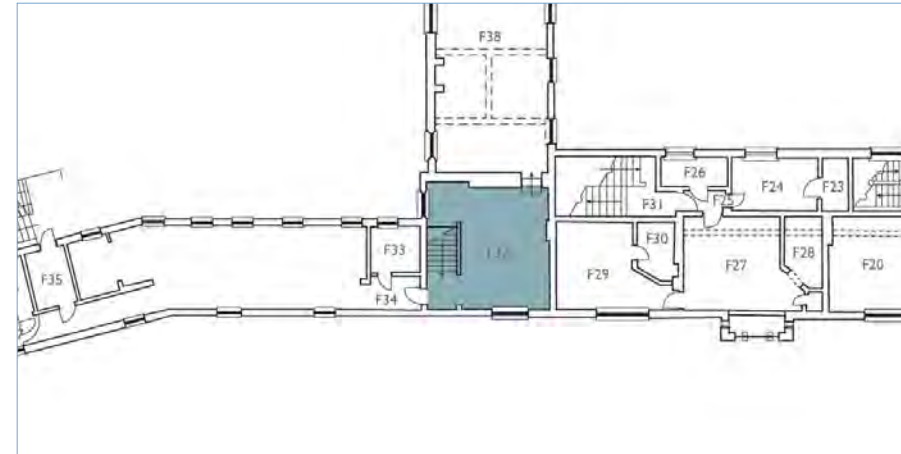
INTERNAL - FIRST FLOOR: F32, NORTHERN EXTENSION TO I713 EASTERN RANGE

DESCRIPTION

Square room with nineteenth century timber stair rising from ground floor against east wall (no handrail). Room unfurnished.

CONDITION

Poor condition. Areas of cracked and missing plaster. There are areas of all walls without plaster and remaining plaster is cracked and breaking off the masonry walls. The brickwork visible is spalled and there are areas of missing and broken brickwork, particularly around the fire place. The floor is not safe. There is a large unguarded hole in the north west corner of the room and the staircase is unguarded.



SIGNIFICANT FEATURES: • Stairs and steps

INTRUSIVE FEATURES: • Exposed service pipes

SIGNIFICANCE: Interiors: LOW
Plan Form: MEDIUM

DATE(S) OF CONSTRUCTION • 1756-1830 (Milliard and Manning map of 1830)

HISTORIC USE(S) • Sick room

CURRENT USE • Unoccupied

CEILING • Painted plaster with exposed timber beams

WALLS • Wallpapered plaster; exposed brick where plaster has been removed

WINDOWS • North wall: 1899 double sash window each (four over four)
• East wall: historic window (42 panes), not openable

DOORS • Doors removed
• Simple painted architrave to door opening to F34

FLOOR • Historic floorboards

CHIMNEY • Chimney breast with exposed brick arch where fireplace has been removed

DECORATIVE FEATURES • None

OTHER • Three timber steps to F38
• Modern curtain rail

INTERNAL - FIRST FLOOR: F33, EASTERN CELL RANGE

ILLUSTRATIVE



- 1 Interior of cell
- 2 Ceiling and ventilation grille
- 3 Mould growth throughout
- 4 Removed ceiling reveals the roof was hipped and probably altered in 1899
- 5 Door

CONDITION



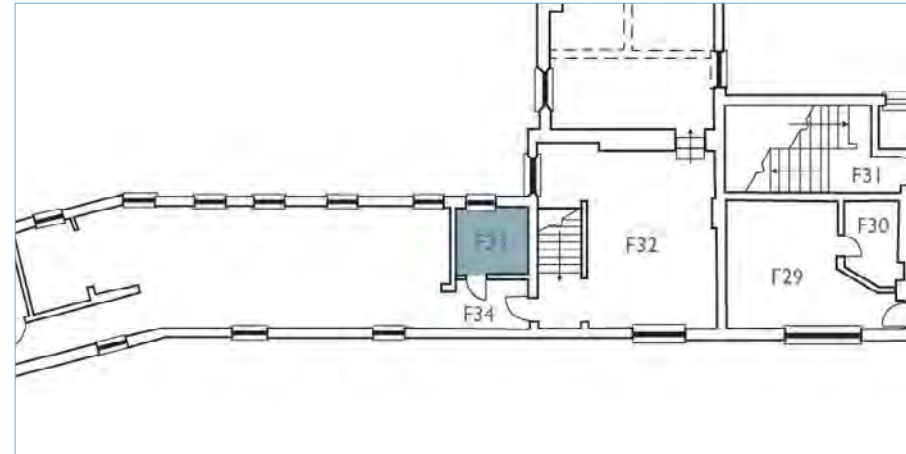
INTERNAL - FIRST FLOOR: F33, EASTERN CELL RANGE

DESCRIPTION

Surviving cell block with panelled interior and ventilation via pipe crossing F34 to north external wall.

CONDITION

Poor. There is no ceiling plaster or laths. This room is very damp with mould growth throughout. The window is in poor condition with mould growth and peeling paint.



DATE(S) OF CONSTRUCTION • 1756 to 1830

HISTORIC USE(S) • Men's bedroom (1893 plan)

CURRENT USE • Unoccupied

CEILING • Lath and plaster ceiling removed
• Exposed joists

WALLS • Timber panelling two-thirds of wall height with painted plaster above, except east wall which is all plaster
• Simple timber skirting
• C19 painted timber sash (8 over 12)

WINDOWS • Historic vertical sliding sash (12 over 12)

DOORS • C19 painted timber four panelled door with historic door handle and late C20 lock

FLOOR • Narrow C19 floorboards

CHIMNEY • None

DECORATIVE FEATURES • None

OTHER • Ventilation grille on north wall
• Remains of historic electrical fittings

SIGNIFICANT FEATURES: • Timber panelling
• Vent

INTRUSIVE FEATURES: • None

SIGNIFICANCE: HIGH

INTERNAL - FIRST FLOOR: F34, EASTERN CELL RANGE

ILLUSTRATIVE



CONDITION



Window in south wall

- 1 Sash windows along the south wall
- 2 Looking from west to east
- 3 Ceiling hole where partition removed
- 4 Evidence of removed window bars
- 5 North wall window
- 6 Ventilation pipe from F33
- 7 Cupboard at west end
- 8 Early electrical conduit
- 9 Early electrical cable with ribbed ceiling panelling behind
- 10 Timber panelling on east wall

INTERNAL - FIRST FLOOR: F34, EASTERN CELL RANGE

DESCRIPTION

Long room created by the recent removal of cell partitions. Floor at the east end of room is missing. Besides windows, some historic features survive include area of ribbed panelling on ceiling and early electrical cable and conduit.

CONDITION

Poor condition. Partitions have been removed leaving holes in the floor, ceiling and wall finishes. The ceiling appears to be sagging towards the central hole. Ceiling and wall plaster and ceiling laths damaged. There is no floor structure at the east end of the room. The windows are in poor condition with rotten frames and glazing panes that have come out of the frames.

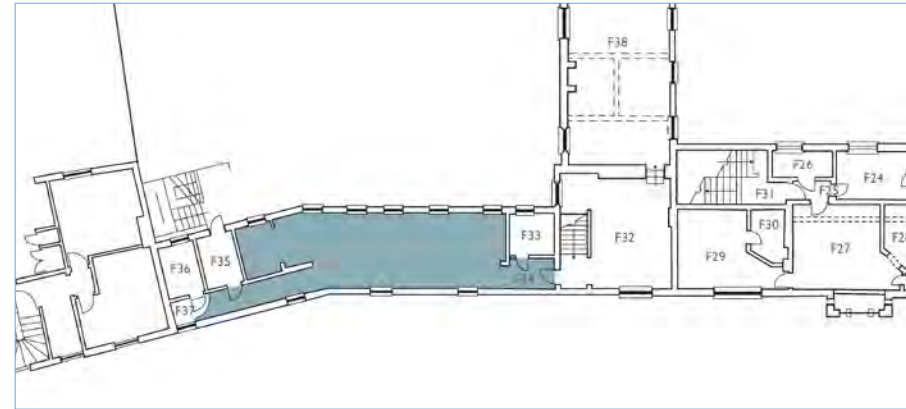
SIGNIFICANT FEATURES:

- Early electric cabling and conduit
- Cupboard
- Windows

INTRUSIVE FEATURES:

- None

SIGNIFICANCE: LOW



DATE(S) OF CONSTRUCTION

- 1756 to 1830

HISTORIC USE(S)

- Men's Bedrooms

CURRENT USE

- Unoccupied

CEILING

- Painted plaster
- Area of ribbed panelling

WALLS

- Painted and lined plaster
- East wall: timber panelling

WINDOWS

- South wall: Six C19 painted timber sash windows (six over six), some with evidence of removed bars
- North wall: three C19 painted timber sash windows (eight over eight) with moulded timber architrave

DOORS

- Later C20 painted timber door with modern ironmongery to F32
- C19 four panelled timber door to F33
- Doors to F35 to F37 not clearly visible

FLOOR

- Linoleum
- Part missing

CHIMNEY

- None

DECORATIVE FEATURES

- None

OTHER

- Early electrical cable and conduit
- Modern electrical strip lights
- Heating pipes
- Surface mounted services

INTERNAL - FIRST FLOOR: F35 AND F36, EASTERN CELL RANGE

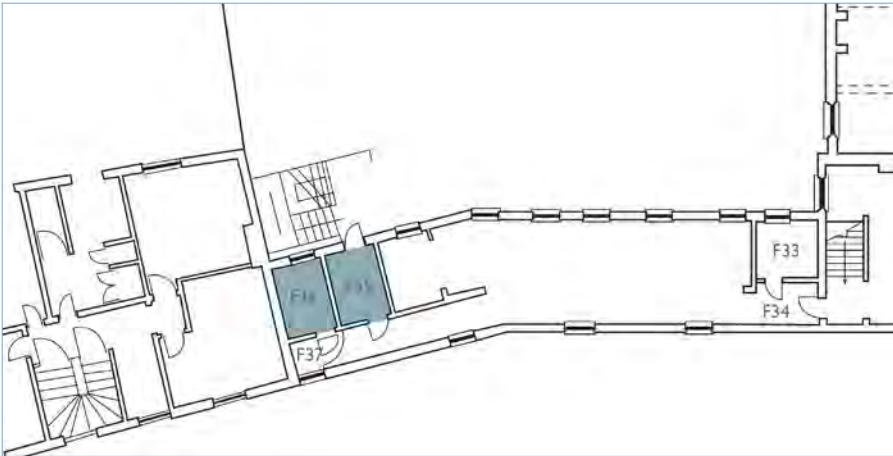
INTERNAL - FIRST FLOOR: F35 AND F36, EASTERN CELL RANGE

DESCRIPTION

Two small former cells at the east end of the cell block (inaccessible during site visit)

CONDITION

No access for inspection



DATE(S) OF CONSTRUCTION	<ul style="list-style-type: none">1756 to 1830
HISTORIC USE(S)	<ul style="list-style-type: none">Men's bedrooms (1893 plan)
CURRENT USE	<ul style="list-style-type: none">Unoccupied
CEILING	<ul style="list-style-type: none">Not accessible
WALLS	<ul style="list-style-type: none">Not accessible
WINDOWS	<ul style="list-style-type: none">South wall: Historic vertical sliding sash windows (six over six)
DOORS	<ul style="list-style-type: none">Not accessibleC20 fire escape door
FLOOR	<ul style="list-style-type: none">Not accessible
CHIMNEY	<ul style="list-style-type: none">None
DECORATIVE FEATURES	<ul style="list-style-type: none">None
OTHER	<ul style="list-style-type: none">None

SIGNIFICANT FEATURES:	<ul style="list-style-type: none">No access
INTRUSIVE FEATURES:	<ul style="list-style-type: none">No access
SIGNIFICANCE:	Plan Form: MEDIUM

INTERNAL - FIRST FLOOR: F37, EASTERN CELL RANGE



A glimpsed view of F37

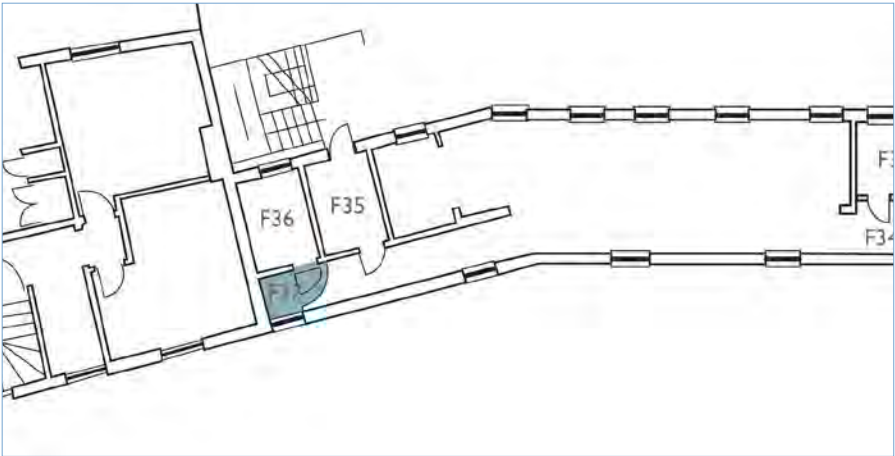
INTERNAL - FIRST FLOOR: F37, EASTERN CELL RANGE

DESCRIPTION

Small room (inaccessible during site visit)

CONDITION

No access for inspection



DATE(S) OF CONSTRUCTION	<ul style="list-style-type: none">• 1756 to 1830
HISTORIC USE(S)	<ul style="list-style-type: none">• Stair hall (1893 plan)
CURRENT USE	<ul style="list-style-type: none">• Unoccupied
CEILING	<ul style="list-style-type: none">• Not accessible
WALLS	<ul style="list-style-type: none">• Timber panelling
WINDOWS	<ul style="list-style-type: none">• C19 painted timber sash
DOORS	<ul style="list-style-type: none">• Not accessible
FLOOR	<ul style="list-style-type: none">• Not accessible
CHIMNEY	<ul style="list-style-type: none">• None
DECORATIVE FEATURES	<ul style="list-style-type: none">• Not accessible
OTHER	<ul style="list-style-type: none">• None

SIGNIFICANT FEATURES:

- No access

INTRUSIVE FEATURES:

- No access

SIGNIFICANCE: NEUTRAL

INTERNAL - FIRST FLOOR: F38, 1713 SOUTH-EAST WING

ILLUSTRATIVE



CONDITION



- 1 Sash window (12 over 12)
- 2 South wall with blocked entrance
- 3 Section of removed ceiling
- 4 Chimney breast with blocked fireplace
- 5 Cracking in north wall
- 6 Cracking in east wall and propping

INTERNAL - FIRST FLOOR: F38, 1713 SOUTH-EAST WING

DESCRIPTION

Large rectangular room which has been stripped of its finishes. Evidence of recently blocked door opening in south wall. South wall not toothed in.

CONDITION

Poor condition. There is no plaster to walls. There is no ceiling plaster or laths, nor boards over the joists. Previous doorways are blocked up with concrete blocks. Brickwork has been badly repaired and repointed with cement mortar. Bricks are missing or broken, particularly to window reveals and sills. There are severe cracks in the north and east walls and the north end of the room is supported on a prop.



DATE(S) OF CONSTRUCTION • 1713

HISTORIC USE(S) • Men's dormitory (1893 plan)

CURRENT USE • Unoccupied

CEILING • Lath and plaster ceiling removed; exposed joists
• Painted C18 chamfered and stopped H-shaped beams and along south wall

WALLS • Exposed brick

WINDOWS • West wall: three modern painted timber sash (12 over 12)
• East wall: two historic painted timber sash (12 over 12)

DOORS • None

FLOOR • Historic floorboards

CHIMNEY • Exposed brick chimney breast

DECORATIVE FEATURES • None






OTHER • Modern radiators

SIGNIFICANT FEATURES: • Eighteenth century ceiling beams

INTRUSIVE FEATURES: • None

SIGNIFICANCE: Interiors: LOW
Plan Form : HIGH

INTERNAL - FIRST FLOOR: F39 AND F40, 1713 CENTRAL RANGE



- 1 Corridor
- 2 Looking down staircase
- 3 Door to F44
- 4 Door to F46
- 5 Chamfered and stopped beam running north to south

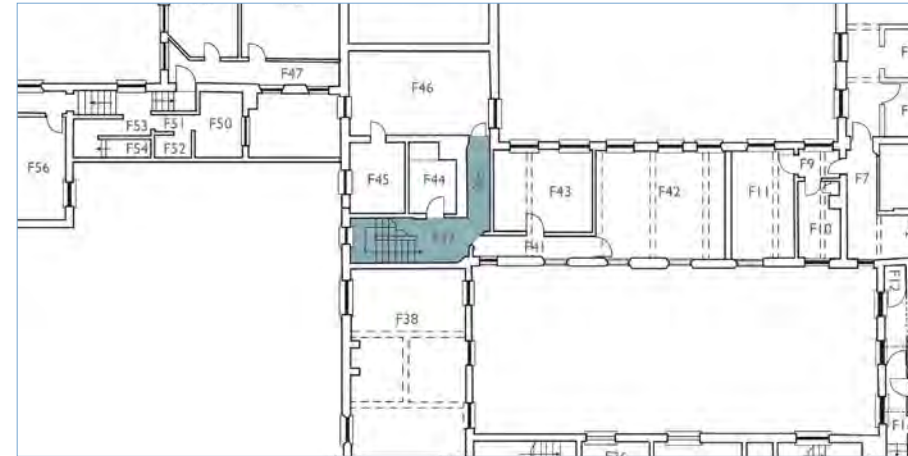
INTERNAL - FIRST FLOOR: F39 AND F40, 1713 CENTRAL RANGE

DESCRIPTION

Stair hall and corridor

CONDITION

Good, with the exception of an area of mould and decay due to water penetration, to the east wall adjacent to the window on the half lading.



DATE(S) OF CONSTRUCTION • 1713

HISTORIC USE(S) • Stair hall (1893 plan)

CURRENT USE • Stair hall

CEILING • Painted plaster with chamfered and stopped beam

WALLS • Painted plaster
• Skirting: historic - west side; modern - east side

WINDOWS • On stair: C19 painted timber sash window (four over four). Timber reveal with moulded architrave.

DOORS • To F44: historic plaster timber panelled door with moulded architrave; modern ironmongery
• To F46: modern painted timber panelled with modern ironmongery

FLOOR • Carpet

CHIMNEY • None

DECORATIVE FEATURES • None

OTHER • Modern radiators
• Stair with painted timber stringers and polished timber handrail

SIGNIFICANT FEATURES: • Eighteenth century ceiling beams
• Stair in historic location but appears to be a poor quality replacement

INTRUSIVE FEATURES: • None

SIGNIFICANCE: Interiors: LOW
Plan Form: HIGH

INTERNAL - FIRST FLOOR: F4I, I7I3 CENTRAL RANGE

ILLUSTRATIVE



Light over door to F43 (From F43)

CONDITION



Damp to the east end of corridor

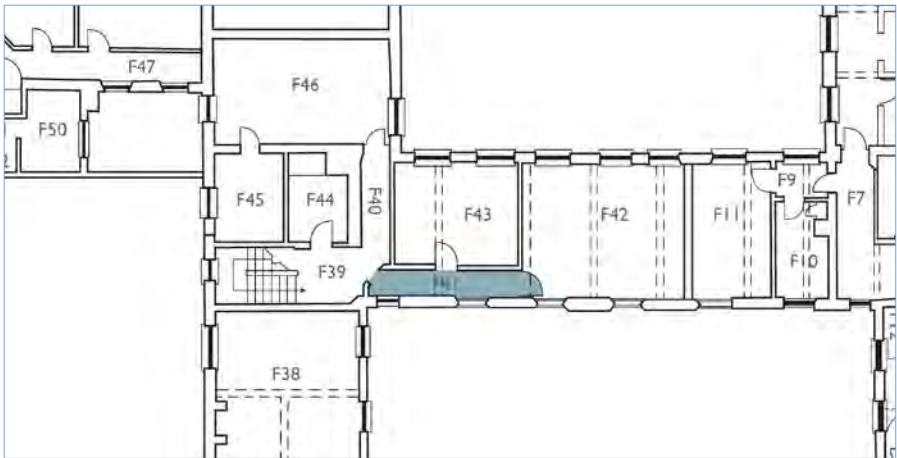
INTERNAL - FIRST FLOOR: F41, 1713 CENTRAL RANGE

DESCRIPTION

Narrow corridor

CONDITION

Good condition with the exception of damp areas to ceiling at east end of corridor due to water ingress.



DATE(S) OF CONSTRUCTION	<ul style="list-style-type: none">1713, current corridor created in C20
HISTORIC USE(S)	<ul style="list-style-type: none">Corridor (1893 plan)
CURRENT USE	<ul style="list-style-type: none">Corridor
CEILING	<ul style="list-style-type: none">Painted plaster with end of chamfered and stopped beam
WALLS	<ul style="list-style-type: none">Painted plasterHistoric painted timber skirting
WINDOWS	<ul style="list-style-type: none">West: modern painted timber sash (15 over 15) with timber reveal and architraveEast: possibly C19 painted timber sash (15 over 15) with timber reveal and architrave
DOORS	<ul style="list-style-type: none">To F43: possibly historic, smaller than average, painted timber panelled with modern ironmongery with 12 pane light including four fretwork overTo F42: modern painted timber panelled with modern ironmongery
FLOOR	<ul style="list-style-type: none">Carpet
CHIMNEY	<ul style="list-style-type: none">None
DECORATIVE FEATURES	<ul style="list-style-type: none">None
OTHER	<ul style="list-style-type: none">None


SIGNIFICANT FEATURES:	<ul style="list-style-type: none">Eighteenth century ceiling beams
INTRUSIVE FEATURES:	<ul style="list-style-type: none">None
SIGNIFICANCE:	VERY LOW

INTERNAL - FIRST FLOOR: F42, 1713 CENTRAL RANGE

ILLUSTRATIVE



CONDITION



Crack above window in south wall

- 1 Door
- 2 F42 looking south-west
- 3 Eastern windows in south wall and ceiling timber
- 4 Western window in north wall
- 5 Eastern window in north wall
- 6 Section of exposed ceiling timber above the door



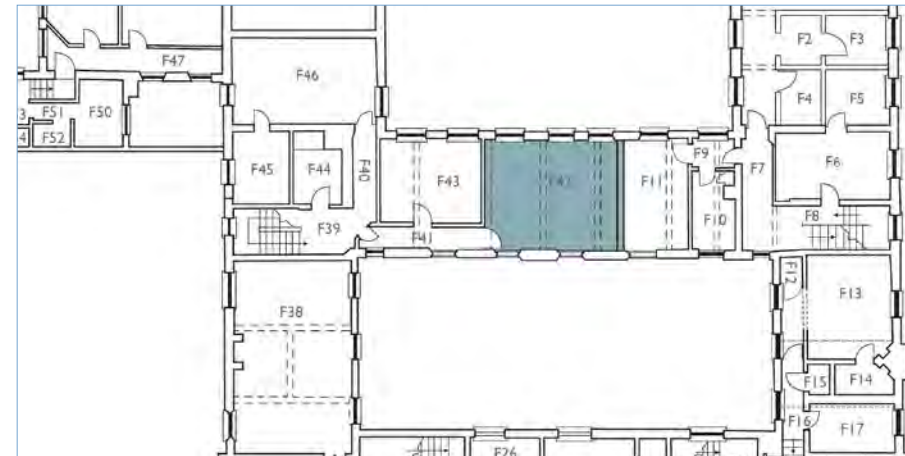
INTERNAL - FIRST FLOOR: F42, I713 CENTRAL RANGE

DESCRIPTION

Three bay room created to current proportions c.2000.

CONDITION

Good. Crack to south wall near partition between F42 and F43. One pane of glass in bottom sash is broken. Good. Crack to south wall near partition between F42 and F43. One pane of glass in bottom sash is broken.



DATE(S) OF CONSTRUCTION	<ul style="list-style-type: none"> 1713, c.2000
HISTORIC USE(S)	<ul style="list-style-type: none"> Attendant/Master's room (1893 plan)
CURRENT USE	<ul style="list-style-type: none"> Unused bedroom
CEILING	<ul style="list-style-type: none"> Skimmed plaster Two C18 chamfered unstopped beams with historic ties at each end
WALLS	<ul style="list-style-type: none"> Plaster Skirting: Modern painted
WINDOWS	<ul style="list-style-type: none"> Five painted timber sashes (15 over 15 sashes) Timber reveals
DOORS	<ul style="list-style-type: none"> To F42: modern painted timber panelled with modern ironmongery Moulded timber architrave
FLOOR	<ul style="list-style-type: none"> Carpet
CHIMNEY	<ul style="list-style-type: none"> None
DECORATIVE FEATURES	<ul style="list-style-type: none"> None
OTHER	<ul style="list-style-type: none"> Modern radiator

SIGNIFICANT FEATURES:

- Eighteenth century ceiling beams
- Nineteenth century windows

INTRUSIVE FEATURES:

- None

SIGNIFICANCE: Interiors: LOW
Plan Form: LOW

INTERNAL - FIRST FLOOR: F43, 1713 CENTRAL RANGE



Fanlight and ceiling beam



Door in north wall



Sliding sash window

INTERNAL - FIRST FLOOR: F43, 1713 CENTRAL RANGE

DESCRIPTION

Rectangular room deriving some historic character from beams and windows.

CONDITION

Good



DATE(S) OF CONSTRUCTION	<ul style="list-style-type: none"> 1713; 1900s; c.2000
HISTORIC USE(S)	<ul style="list-style-type: none"> Men's bedrooms (1893 plan)
CURRENT USE	<ul style="list-style-type: none"> Unused bedroom
CEILING	<ul style="list-style-type: none"> Skimmed plaster with two C18 chamfered and stopped beams
WALLS	<ul style="list-style-type: none"> Plaster Skirting: Modern
WINDOWS	<ul style="list-style-type: none"> Two C19 painted timber sashes (15 over 15)
DOORS	<ul style="list-style-type: none"> To F43: possibly historic, smaller than average, painted timber panelled with modern ironmongery with 12 pane light including four fretwork over
FLOOR	<ul style="list-style-type: none"> Carpet
CHIMNEY	<ul style="list-style-type: none"> None
DECORATIVE FEATURES	<ul style="list-style-type: none"> None
OTHER	<ul style="list-style-type: none"> None

SIGNIFICANT FEATURES:



- Eighteenth century ceiling beams

INTRUSIVE FEATURES:

- None

SIGNIFICANCE: Interiors: LOW
Plan Form: LOW

INTERNAL - FIRST FLOOR: F44, 1713 CENTRAL RANGE



- 1 Bathroom
- 2 Historic hatch above floor
- 3 Historic door
- 4 Hooks on rear of door
- 5 Cupboard hinge
- 6 Cupboard
- 7 Cover

INTERNAL - FIRST FLOOR: F44, 1713 CENTRAL RANGE

DESCRIPTION

Bathroom with historic cupboards and covers partitioned c.2000.

CONDITION

Good



DATE(S) OF CONSTRUCTION

- 1713
- c.2000

HISTORIC USE(S)

- Part of Men's Bedroom (1893 plan)

CURRENT USE

- Bathroom

CEILING

- Plastered
- Exposed beam

WALLS

- Plaster
- Skirting

WINDOWS

- None

DOORS

- North wall: historic door

FLOOR

- Carpet

CHIMNEY

- None

DECORATIVE FEATURES

- None

OTHER

- Cupboard: Hardwood door with long hinges and three shelves
- Shute covers
- Two historic coathooks on rear of door
- Modern sanitaryware

SIGNIFICANT FEATURES:



- Eighteenth century ceiling beams, cupboard
- Shute covers/ventilation

INTRUSIVE FEATURES:

- None

SIGNIFICANCE: Interiors: LOW
Plan Form: LOW

INTERNAL - FIRST FLOOR: F45, 1713 CENTRAL RANGE



- 1 Peeling paint to casement window reveal
- 2 Missing glass pane in sash window
- 3 Quirk
- 4 Door

INTERNAL - FIRST FLOOR: F45, 1713 CENTRAL RANGE

DESCRIPTION

En-suite bathroom, partitioned during c.2000 conversion

CONDITION

Good although some peeling paintwork around small casement window. Area to be investigated for damp/water ingress.



DATE(S) OF CONSTRUCTION	<ul style="list-style-type: none">• 1713• c.2000
HISTORIC USE(S)	<ul style="list-style-type: none">• Part of Men's Bedroom
CURRENT USE	<ul style="list-style-type: none">• Bathroom
CEILING	<ul style="list-style-type: none">• Painted plaster• C18 chamfered and stopped beam against south wall with ties at both ends
WALLS	<ul style="list-style-type: none">• Painted plaster• Skirting: Modern painted timber
WINDOWS	<ul style="list-style-type: none">• One C19 painted timber sash (15 over 15)• One C19 casement
DOORS	<ul style="list-style-type: none">• Modern painted panelled timber• Simple architrave• Larger opening with quirks
FLOOR	<ul style="list-style-type: none">• Carpet
CHIMNEY	<ul style="list-style-type: none">• None
DECORATIVE FEATURES	<ul style="list-style-type: none">• None
OTHER	<ul style="list-style-type: none">• Modern light fitting on ceiling• Modern sanitaryware

SIGNIFICANT FEATURES:



- Eighteenth century ceiling beams

INTRUSIVE FEATURES:

- None

SIGNIFICANCE: NEUTRAL (historic beam HIGH)

INTERNAL - FIRST FLOOR: F46, 1750S EASTERN RANGE



- 1 Fireplace
- 2 F46 looking east
- 3 Chamfered and stopped beam and column
- 4 East window
- 5 West window
- 6 Door to F40
- 7 Modern plaster cornice

INTERNAL - FIRST FLOOR: F46, 1750S EASTERN RANGE

DESCRIPTION

Large rectangular room with beam and a column on north wall and eighteenth century fireplace. Corresponds with the footprint of the Ante Room below. Opening to F47 recently blocked and made good.

CONDITION

Good



DATE(S) OF CONSTRUCTION	<ul style="list-style-type: none">1753 to 1756
HISTORIC USE(S)	<ul style="list-style-type: none">Sick Room (1893 plan)
CURRENT USE	<ul style="list-style-type: none">Unoccupied
CEILING	<ul style="list-style-type: none">Plaster with C18 chamfered and stopped beam with historic ties at each endCornice: modern plaster
WALLS	<ul style="list-style-type: none">Plaster with modern cornicesC18 chamfered and stopped column on north wallSkirting: Modern
WINDOWS	<ul style="list-style-type: none">C19 painted timber sashes with timber reveals and moulded architraves (I5 over I5)
DOORS	<ul style="list-style-type: none">To F45: Modern painted panelled timberTo F40: Modern painted panelled timber
FLOOR	<ul style="list-style-type: none">Underlay
CHIMNEY	<ul style="list-style-type: none">Fireplace: C19, painted timber surround; Black cast iron fireplace
DECORATIVE FEATURES	<ul style="list-style-type: none">None
OTHER	<ul style="list-style-type: none">Radiator

SIGNIFICANT FEATURES:	<ul style="list-style-type: none">Eighteenth century ceiling beams and columnEighteenth century fireplace
INTRUSIVE FEATURES:	<ul style="list-style-type: none">None
SIGNIFICANCE:	MEDIUM

INTERNAL - FIRST FLOOR: F47 TO F49, SOUTH-EAST RANGE

INTERNAL - FIRST FLOOR: F47 TO F49, SOUTH-EAST RANGE

DESCRIPTION

Corridor with doors leading to two rectangular rooms (inaccessible during site visit). The current layout is thought to have been created during the NHS period of occupation.

CONDITION

No access but part visible from safe area. Looks in poor condition throughout with suspected dry rot to ceiling from roof leak.



DATE(S) OF CONSTRUCTION • 1833

HISTORIC USE(S) • Men's Bedrooms (1893 plan)

CURRENT USE • Unoccupied

CEILING • Not accessible

WALLS • Not accessible

WINDOWS • F47: nineteenth century painted timber sashes (15 over 15)

DOORS • Not accessible

FLOOR • Not accessible

CHIMNEY • Not accessible

DECORATIVE FEATURES • Not accessible


OTHER • None

SIGNIFICANT FEATURES: • No access


INTRUSIVE FEATURES: • No access

SIGNIFICANCE: NEUTRAL


INTERNAL - FIRST FLOOR: F50 TO F52, SOUTH-EAST RANGE



Partition between F52 and F51



F52



F51 and F50 from F53

INTERNAL - FIRST FLOOR: F50 TO F52, SOUTH-EAST RANGE

DESCRIPTION

Two small rooms and narrow corridor; inaccessible during site visit but partially visible from below and F53.

CONDITION

No access but part visible from safe area. Looks in poor condition throughout with holes in floor and damaged wall plaster.



DATE(S) OF CONSTRUCTION • 1833

HISTORIC USE(S) • Stairwells (1893 plan)

CURRENT USE • Unoccupied

CEILING • Painted plaster

WALLS • Painted plaster

WINDOWS • F50: painted timber casement
• F52: painted timber sash (two over two) with simple moulded frame

DOORS • Removed
• Fretwork lights above door openings
• Plain C20 modern architraves

FLOOR • Floor to F52 missing

CHIMNEY • None

DECORATIVE FEATURES • Shoal of fish painted on wall of F50

OTHER • Cork notice board in F51
• C20 light fittings and services

SIGNIFICANT FEATURES: • None

INTRUSIVE FEATURES: • None

SIGNIFICANCE: NEUTRAL

INTERNAL - FIRST FLOOR: F53, SOUTH-EAST RANGE



Stair to F47



Handrail of stair to F55

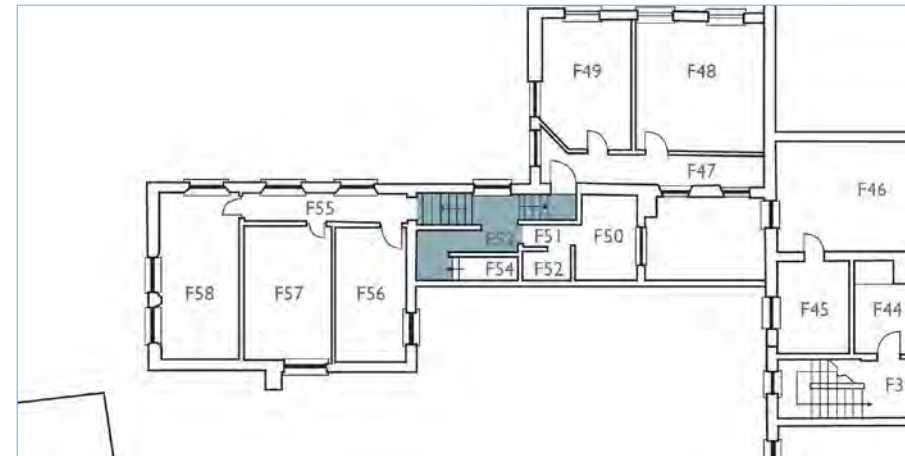
INTERNAL - FIRST FLOOR: F53, SOUTH-EAST RANGE

DESCRIPTION

Lobby with steps leading to former Men's Dormitories.

CONDITION

No access but part visible from safe area. Looks in poor condition throughout with no plaster to ceiling or walls and damage to floor.



DATE(S) OF CONSTRUCTION • 1833

HISTORIC USE(S) • Lobby (1893 plan)

CURRENT USE • Unoccupied

CEILING • Painted plaster

WALLS • South wall: Exposed brick
• Other walls: Painted plaster with C20 skirtings
• Partition wall with F54: Glazed with wide glazing upper level

WINDOWS • C19 painted timber sash (15 over 15)

DOORS • Mostly removed
• Door to F47 not visible from place of inspection
• Architraves appear to be modern painted timber (viewed from place of inspection)
• Fretwork light above door opening to F51

FLOOR • Historic floorboards
• Vinyl on steps with proprietary nosings

CHIMNEY • None

DECORATIVE FEATURES • None

OTHER • Octagonal painted timber stringers with polish timber handrail to steps to F55
• Large number of wall-mounted services

SIGNIFICANT FEATURES: • Steps and handrails to different wings

INTRUSIVE FEATURES: • Wall mounted services

SIGNIFICANCE: LOW

INTERNAL - FIRST FLOOR: F54, SOUTH-EAST RANGE



View from below

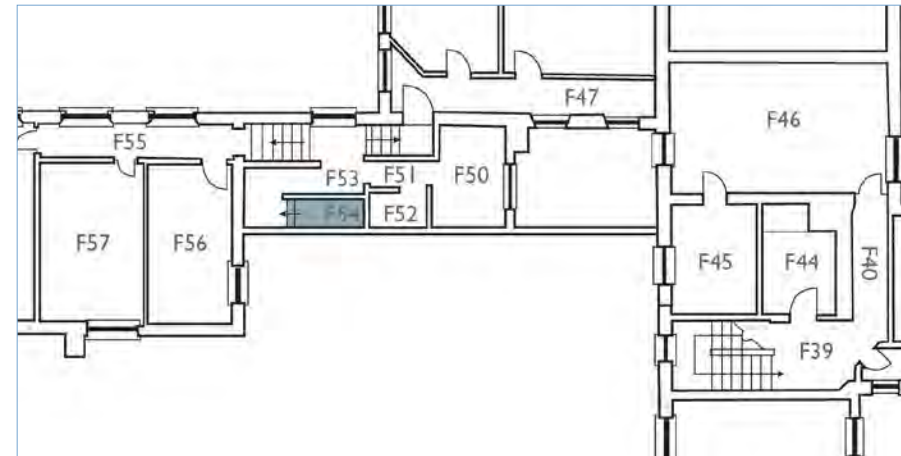
INTERNAL - FIRST FLOOR: F54, SOUTH-EAST RANGE

DESCRIPTION

Stairwell stripped of finishes and only top two steps remaining.

CONDITION

No staircase remains except for the top two treads. No ceiling plaster or laths. No plaster to the north wall.



DATE(S) OF CONSTRUCTION	<ul style="list-style-type: none">• 1833
HISTORIC USE(S)	<ul style="list-style-type: none">• Stairwell (1893 plan)
CURRENT USE	<ul style="list-style-type: none">• Unoccupied
CEILING	<ul style="list-style-type: none">• None, exposed rafters and underside of slates
WALLS	<ul style="list-style-type: none">• Exposed red brick
WINDOWS	<ul style="list-style-type: none">• None
DOORS	<ul style="list-style-type: none">• None
FLOOR	<ul style="list-style-type: none">• None
CHIMNEY	<ul style="list-style-type: none">• None
DECORATIVE FEATURES	<ul style="list-style-type: none">• None
OTHER	<ul style="list-style-type: none">• Top two timber steps remain from stairs (C19 or early C20)

SIGNIFICANT FEATURES:

- Two top steps of staircase remain

INTRUSIVE FEATURES:

- None

SIGNIFICANCE: LOW

INTERNAL - FIRST FLOOR: F55 TO F58, SOUTH-EAST RANGE

ILLUSTRATIVE



F55 looking east



Looking through door of F56 to F57 and F58



F56



Typical door

CONDITION



Pigeon guano

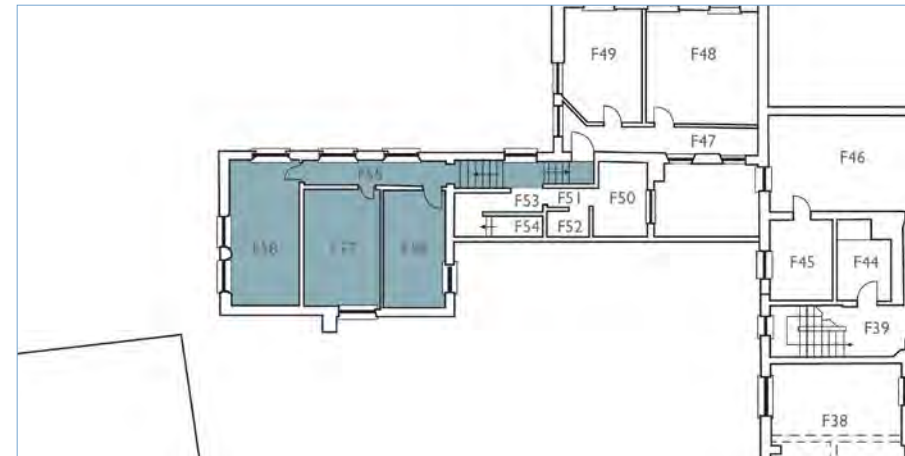
INTERNAL - FIRST FLOOR: F55 TO F58, SOUTH-EAST RANGE

DESCRIPTION

Three utilitarian rooms created in later twentieth century, partly stripped.

CONDITION

No access but part visible from safe area. Significant pigeon guano present. Looks in poor condition throughout with no ceiling plaster or laths and damage to wall plaster and floors.



DATE(S) OF CONSTRUCTION	<ul style="list-style-type: none"> 1756 to 1830
HISTORIC USE(S)	<ul style="list-style-type: none"> Men's bedrooms and one attendant's room (1893 plan)
CURRENT USE	<ul style="list-style-type: none"> Unoccupied
CEILING	<ul style="list-style-type: none"> F56 and F58: Painted plaster F57: Exposed joists
WALLS	<ul style="list-style-type: none"> External walls and corridor: Painted plaster with twentieth century skirting Partitions between F56/F57/F58: Stripped to timber frame
WINDOWS	<ul style="list-style-type: none"> F56: C19 painted timber sash (four over four) F57: C19 painted timber sash (15 over 15) with timber reveal and cill F58: Two later C19 painted timber rounded headed sashes (six over six) with timber moulded surround
DOORS	<ul style="list-style-type: none"> Possibly reused late C19 or C20 doors with historic ironmongery
FLOOR	<ul style="list-style-type: none"> Historic floorboards
CHIMNEY	<ul style="list-style-type: none"> Not visible from place of inspection
DECORATIVE FEATURES	<ul style="list-style-type: none"> None
OTHER	<ul style="list-style-type: none"> Modern striplights Modern services Modern dispenser in F56

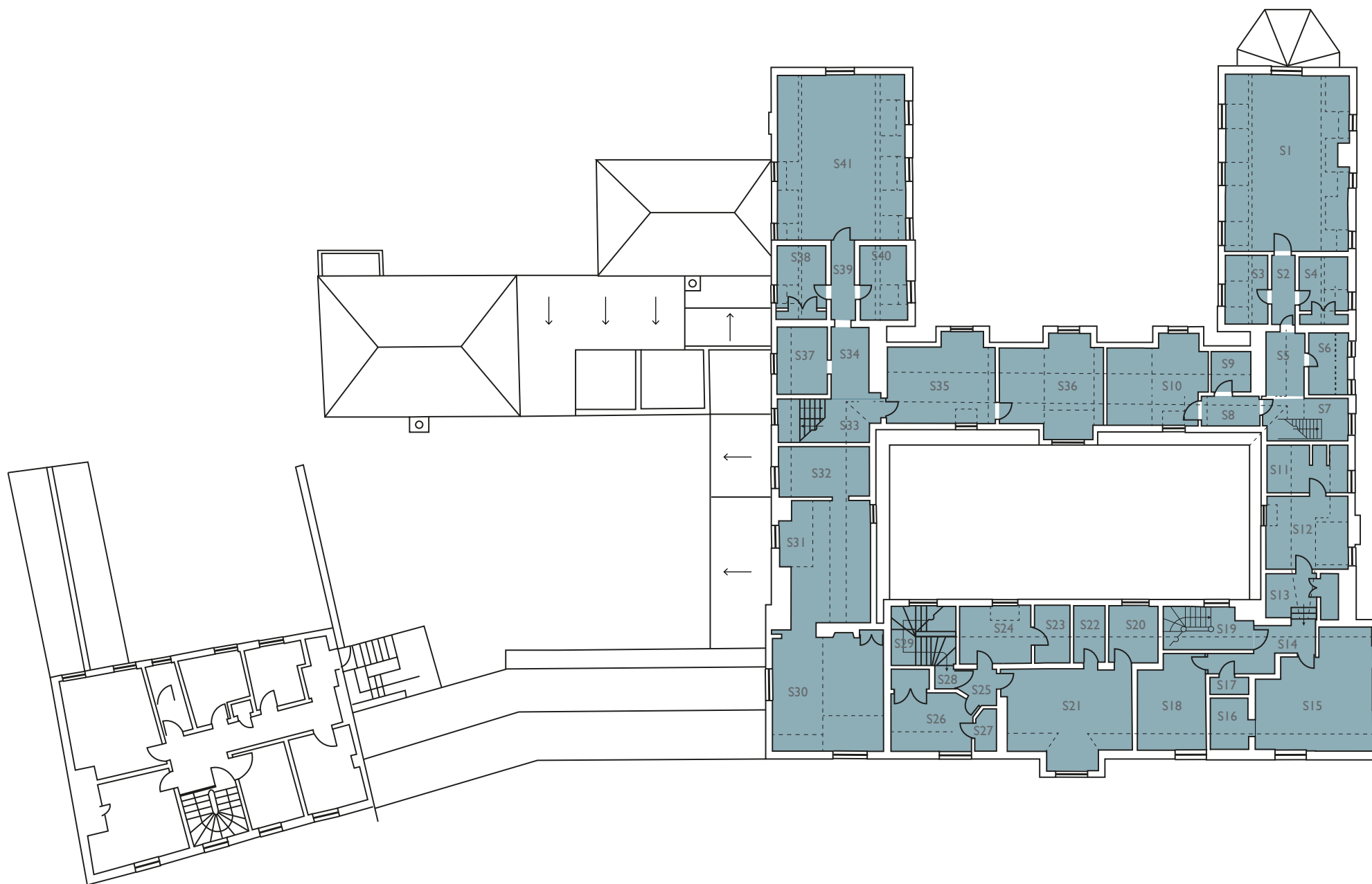
SIGNIFICANT FEATURES:

- Windows


INTRUSIVE FEATURES:

- None

SIGNIFICANCE: NEUTRAL



INTERNAL - SECOND FLOOR



INTERNAL - SECOND FLOOR: SI, WESTERN I750S RANGE

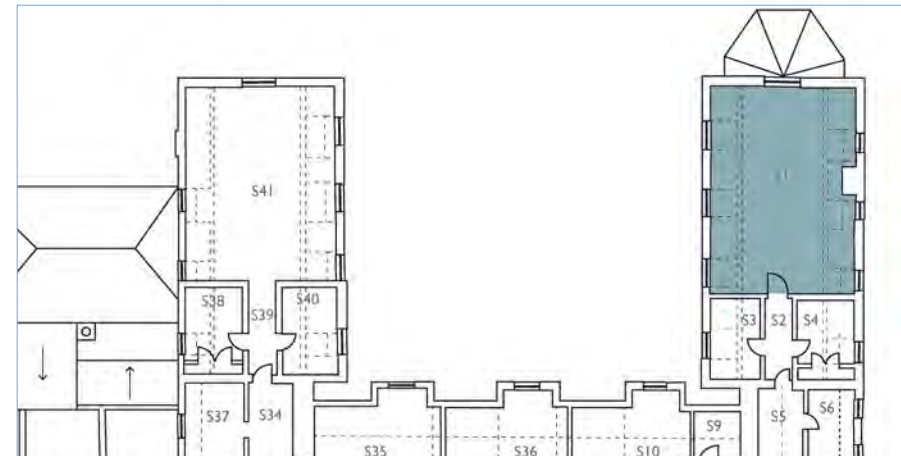
INTERNAL - SECOND FLOOR: SI, WESTERN 1750S RANGE

DESCRIPTION

Rectangular room with sloping ceilings that was created from a series of smaller rooms as part of the c.2000 conversion work. Former fire exit in south-west corner has been blocked up and is no longer discernible internally.

CONDITION

Good



DATE(S) OF CONSTRUCTION	<ul style="list-style-type: none"> 1750s
HISTORIC USE(S)	<ul style="list-style-type: none"> Ladies' bedrooms and one attendant's room (1893 plan)
CURRENT USE	<ul style="list-style-type: none"> Unoccupied
CEILING	<ul style="list-style-type: none"> Painted plaster with exposed principal rafters, side purlins and ties with historic iron ties
WALLS	<ul style="list-style-type: none"> Painted plaster Modern skirtings
WINDOWS	<ul style="list-style-type: none"> East and west walls: modern leaded horizontal sliding sashes in dormers (six next to six on west side; nine over nine on east side) South wall: semi-circular modern painted timber lunette
DOORS	<ul style="list-style-type: none"> C18 cell door; reused from elsewhere in the building, painted white, modern ironmongery
FLOOR	<ul style="list-style-type: none"> Carpet
CHIMNEY	<ul style="list-style-type: none"> Stack in north wall No evidence of fireplace opening
DECORATIVE FEATURES	<ul style="list-style-type: none"> None
OTHER	<ul style="list-style-type: none"> None

SIGNIFICANT FEATURES:

- Cell door
- Exposed timbers

INTRUSIVE FEATURES:

- Modern ironmongery to door

SIGNIFICANCE: LOW (timbers HIGH)

INTERNAL - SECOND FLOOR: S2, WESTERN 1750s RANGE

INTERNAL - SECOND FLOOR: S2, WESTERN 1750s RANGE

DESCRIPTION

Corridor linking the three rooms on the second floor of the south-west wing

CONDITION

Good



DATE(S) OF CONSTRUCTION	<ul style="list-style-type: none">1753 to 1756
HISTORIC USE(S)	<ul style="list-style-type: none">Corridor
CURRENT USE	<ul style="list-style-type: none">Corridor
CEILING	<ul style="list-style-type: none">Painted plasterLoft hatch
WALLS	<ul style="list-style-type: none">Painted plaster
WINDOWS	<ul style="list-style-type: none">None
DOORS	<ul style="list-style-type: none">South: C18 repositioned cell door with modern ironmongeryEast: C18 repositioned cell door with modern ironmongeryWest: C18 repositioned cell door with modern ironmongery
FLOOR	<ul style="list-style-type: none">Carpet
CHIMNEY	<ul style="list-style-type: none">None
DECORATIVE FEATURES	<ul style="list-style-type: none">None
OTHER	<ul style="list-style-type: none">None

- SIGNIFICANT FEATURES:
 - Three cell doors
- INTRUSIVE FEATURES:
 - Modern ironmongery
- SIGNIFICANCE: MEDIUM

INTERNAL - SECOND FLOOR: S3, WESTERN 1750s RANGE

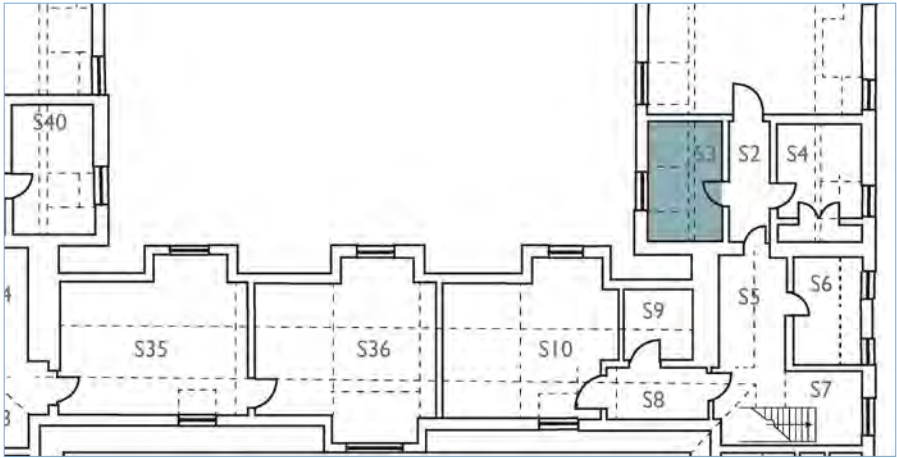
INTERNAL - SECOND FLOOR: S3, WESTERN 1750s RANGE

DESCRIPTION

Rectangular room with eighteenth century cell door with exposed timbers.
Significant for retaining proportions of nineteenth century cell.

CONDITION

Good



DATE(S) OF CONSTRUCTION	<ul style="list-style-type: none">• 1753 to 1756
HISTORIC USE(S)	<ul style="list-style-type: none">• Part of Ladies Bedrooms (1893 plan)
CURRENT USE	<ul style="list-style-type: none">• Spare bedroom
CEILING	<ul style="list-style-type: none">• Painted plaster• Exposed timber
WALLS	<ul style="list-style-type: none">• Painted plaster• Modern skirtings
WINDOWS	<ul style="list-style-type: none">• Modern leaded horizontal sliding sash (nine over nine)
DOORS	<ul style="list-style-type: none">• Repositioned C18 cell door with modern ironmongery
FLOOR	<ul style="list-style-type: none">• Carpet
CHIMNEY	<ul style="list-style-type: none">• None
DECORATIVE FEATURES	<ul style="list-style-type: none">• None
OTHER	<ul style="list-style-type: none">• None

SIGNIFICANT FEATURES:	<ul style="list-style-type: none">• Cell door• Exposed timbers
INTRUSIVE FEATURES:	<ul style="list-style-type: none">• Modern ironmongery to door
SIGNIFICANCE:	LOW

INTERNAL - SECOND FLOOR: S4, WESTERN 1750s RANGE

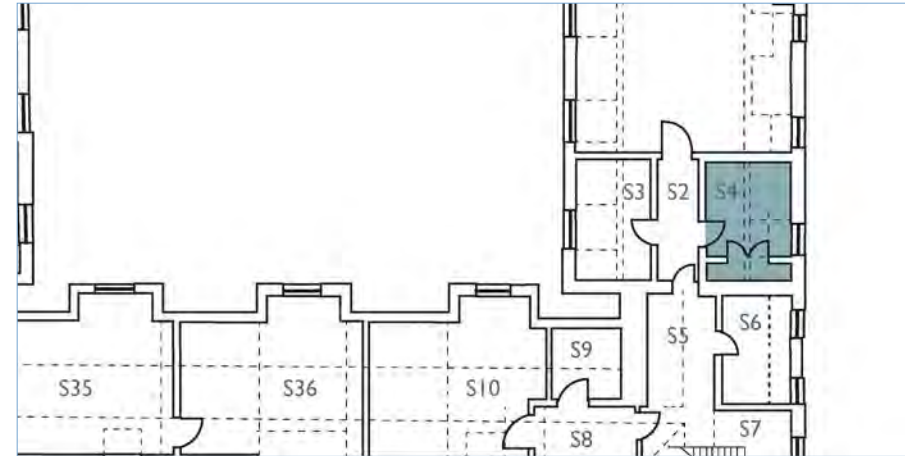
INTERNAL - SECOND FLOOR: S4, WESTERN 1750s RANGE

DESCRIPTION

Rectangular room with repositioned eighteenth century cell door and modern built-in cupboard.

CONDITION

Good



DATE(S) OF CONSTRUCTION • 1753 to 1756

HISTORIC USE(S) • Part of Ladies Bedrooms (1893 plan)

CURRENT USE • Spare bedroom

CEILING • Painted plaster
• Exposed timber

WALLS • Painted plaster
• Modern skirting

WINDOWS • Modern horizontal sliding sash (nine over nine)

DOORS • Repositioned C18 cell door with modern ironmongery

FLOOR • Carpet

CHIMNEY • None

DECORATIVE FEATURES • None

OTHER • Built-in cupboard with double doors

SIGNIFICANT FEATURES: • Cell door
• Exposed timbers

INTRUSIVE FEATURES: • Modern ironmongery to door

SIGNIFICANCE: LOW

INTERNAL - SECOND FLOOR: S5, CENTRAL RANGE

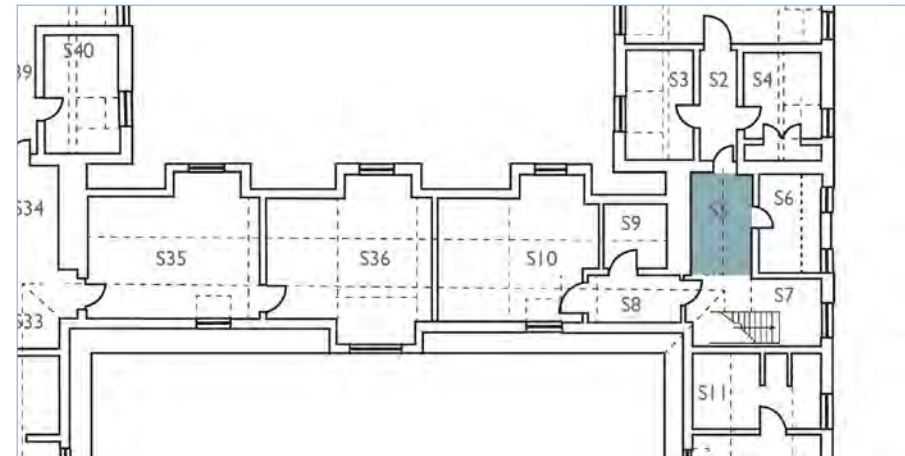
INTERNAL - SECOND FLOOR: S5, CENTRAL RANGE

DESCRIPTION

Wide corridor with sloping ceiling.

CONDITION

Good



DATE(S) OF CONSTRUCTION • 1713

HISTORIC USE(S) • Corridor (1893 plan)

CURRENT USE • Corridor

CEILING • Painted plaster
• Historic timber loft hatch
• Painted plaster with skirting

WALLS • Painted with exposed rafter and tenoned purlins

WINDOWS • None

DOORS • Modern painted timber panelled with modern ironmongery

FLOOR • Carpet

CHIMNEY • None

DECORATIVE FEATURES • None

OTHER • None

SIGNIFICANT FEATURES: • None

INTRUSIVE FEATURES: • None

SIGNIFICANCE: LOW

INTERNAL - SECOND FLOOR: S6, 1713 CENTRAL RANGE

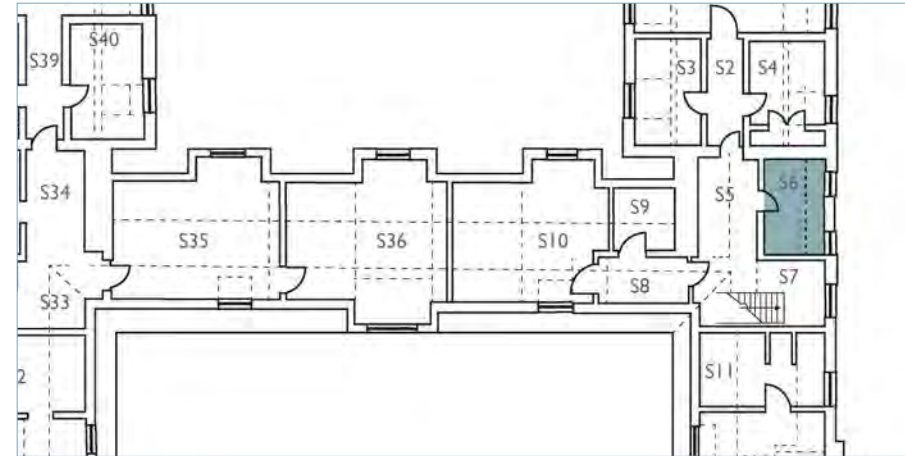
INTERNAL - SECOND FLOOR: S6, 1713 CENTRAL RANGE

DESCRIPTION

Room formed c.2000 from two small rooms now fitted as bathroom.

CONDITION

Good



DATE(S) OF CONSTRUCTION	<ul style="list-style-type: none"> 1713; c.2000
HISTORIC USE(S)	<ul style="list-style-type: none"> WC and housemaid's closet
CURRENT USE	<ul style="list-style-type: none"> Bathroom
CEILING	<ul style="list-style-type: none"> Painted plaster
WALLS	<ul style="list-style-type: none"> Painted plaster Tiles Two vertical sliding sash
WINDOWS	<ul style="list-style-type: none"> C19 painted timber sashes (three over three) with film over panes, moulded timber surrounds
DOORS	<ul style="list-style-type: none"> Modern painted timber panelled with modern ironmongery
FLOOR	<ul style="list-style-type: none"> Carpet
CHIMNEY	<ul style="list-style-type: none"> None
DECORATIVE FEATURES	<ul style="list-style-type: none"> None
OTHER	<ul style="list-style-type: none"> Modern sanitaryware

SIGNIFICANT FEATURES:

- None

INTRUSIVE FEATURES:

- None

SIGNIFICANCE: NEUTRAL

INTERNAL - SECOND FLOOR: S7, 1713 CENTRAL RANGE

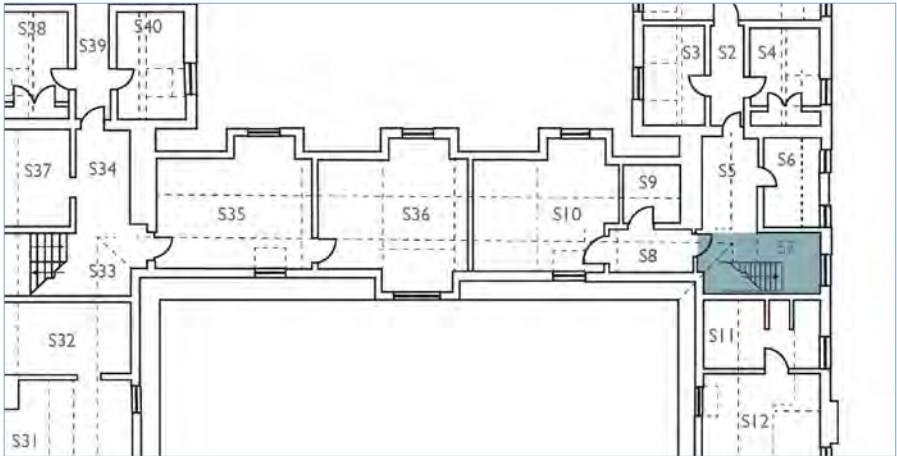
INTERNAL - SECOND FLOOR: S7, 1713 CENTRAL RANGE

DESCRIPTION

Stair hall with exposed timbers and sloping ceilings

CONDITION

Good



DATE(S) OF CONSTRUCTION	<ul style="list-style-type: none">1713; probable later alterations; c.2000
HISTORIC USE(S)	<ul style="list-style-type: none">Corridor/stairwell (1893 plan)
CURRENT USE	<ul style="list-style-type: none">Stair landing
CEILING	<ul style="list-style-type: none">Painted plasterC18 rafter with carpenter's markReplacement purlin
WALLS	<ul style="list-style-type: none">Painted plaster
WINDOWS	<ul style="list-style-type: none">Late C19 or early C20 painted timber sash (6 over 6) with moulded timber surround
DOORS	<ul style="list-style-type: none">Modern painted timber panelled with modern ironmongery
FLOOR	<ul style="list-style-type: none">Carpet
CHIMNEY	<ul style="list-style-type: none">None
DECORATIVE FEATURES	<ul style="list-style-type: none">None
OTHER	<ul style="list-style-type: none">None

SIGNIFICANT FEATURES:	<ul style="list-style-type: none">Ceiling timbers especially near top of stair
INTRUSIVE FEATURES:	<ul style="list-style-type: none">None
SIGNIFICANCE:	MEDIUM

INTERNAL - SECOND FLOOR: S8, I7I3 CENTRAL RANGE

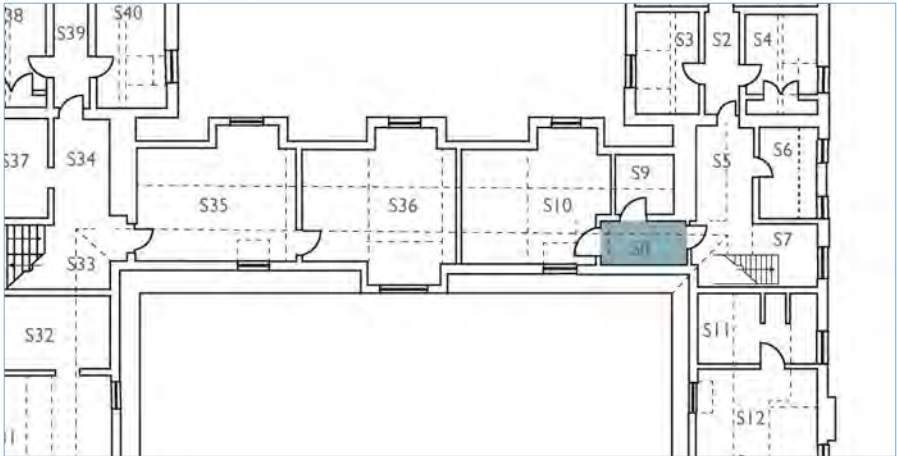
INTERNAL - SECOND FLOOR: S8, 1713 CENTRAL RANGE

DESCRIPTION

Narrow corridor with sloping ceiling and rafter with tenoned purlins.

CONDITION

Good



- DATE(S) OF CONSTRUCTION

- 1713
- HISTORIC USE(S)

- Corridor
- CURRENT USE

- Corridor
- CEILING

- Painted plaster
 - Exposed rafter and tenoned purlins on sloping ceiling
- WALLS

- Painted plaster with skirting
- WINDOWS

- None
- DOORS

- Spliced timber panelled door with modern ironmongery
- FLOOR

- Carpet
- CHIMNEY

- None
- DECORATIVE FEATURES

- None
- OTHER

- None

- SIGNIFICANT FEATURES:

- Ceiling timbers
- INTRUSIVE FEATURES:

- Light fitting
- SIGNIFICANCE:

LOW

INTERNAL - SECOND FLOOR: S9, 1713 CENTRAL RANGE

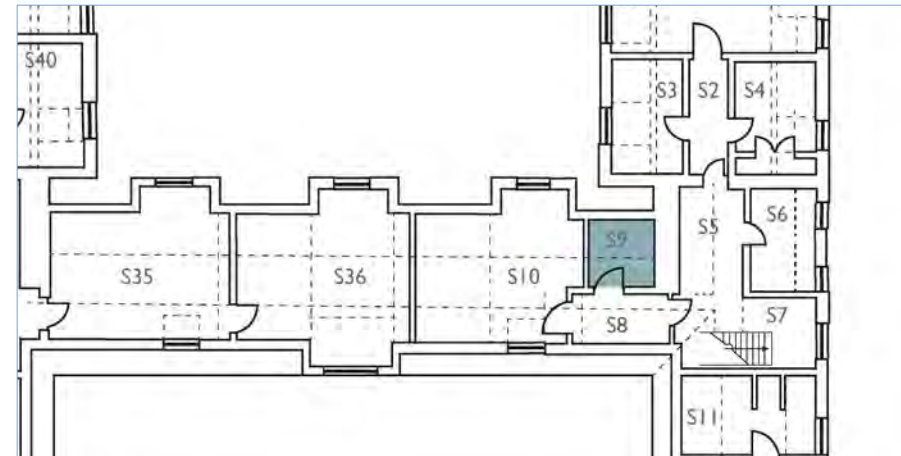
INTERNAL - SECOND FLOOR: S9, 1713 CENTRAL RANGE

DESCRIPTION

Small storage room with loft hatch. Much of space blocked by massive buttress.

CONDITION

Good



DATE(S) OF CONSTRUCTION	<ul style="list-style-type: none"> 1713; later alterations
HISTORIC USE(S)	<ul style="list-style-type: none"> Part of store (1893 plan)
CURRENT USE	<ul style="list-style-type: none"> Store room
CEILING	<ul style="list-style-type: none"> Painted plaster with loft hatch Exposed purlin in sloping ceiling
WALLS	<ul style="list-style-type: none"> Painted plaster
WINDOWS	<ul style="list-style-type: none"> None
DOORS	<ul style="list-style-type: none"> Modern painted timber panelled door
FLOOR	<ul style="list-style-type: none"> Carpet
CHIMNEY	<ul style="list-style-type: none"> None
DECORATIVE FEATURES	<ul style="list-style-type: none"> None
OTHER	<ul style="list-style-type: none"> Concrete buttress

SIGNIFICANT FEATURES:

- Ceiling timbers

INTRUSIVE FEATURES:

- Concrete buttress (though this may date from the nineteenth century)

SIGNIFICANCE: NEUTRAL

INTERNAL - SECOND FLOOR: SI0, I7I3 CENTRAL RANGE

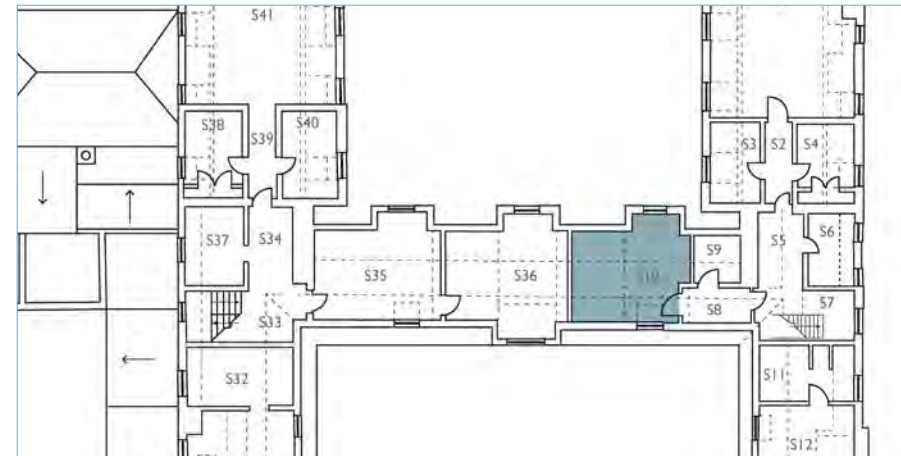
INTERNAL - SECOND FLOOR: S10, 1713 CENTRAL RANGE

DESCRIPTION

Spare bedroom with dormer and exposed timbers. Created from small rooms and corridor as part of c.2000 works.

CONDITION

Good



DATE(S) OF CONSTRUCTION • 1713; dormer c.2000 rebuilt late nineteenth century

HISTORIC USE(S) • Attendant's room and part of store (1893 plan)

CURRENT USE • Spare bedroom

CEILING • Painted plaster
• Exposed rafter and side purlins

WALLS • Painted plaster with quirk on west wall

WINDOWS • South wall: Late C19 painted timber casement window with timber mullion, modern ironmongery
• North wall: C19 painted timber sash (ten over ten)

DOORS • Modern painted timber panelled door with modern ironmongery

FLOOR • Carpet

CHIMNEY • None

DECORATIVE FEATURES • None


OTHER • None

SIGNIFICANT FEATURES: • Ceiling timbers
• Two nineteenth century windows (different periods)

INTRUSIVE FEATURES: • None

SIGNIFICANCE: LOW

INTERNAL - SECOND FLOOR: S11 TO S13, 1713 WESTERN RANGE



Cupboard in S13

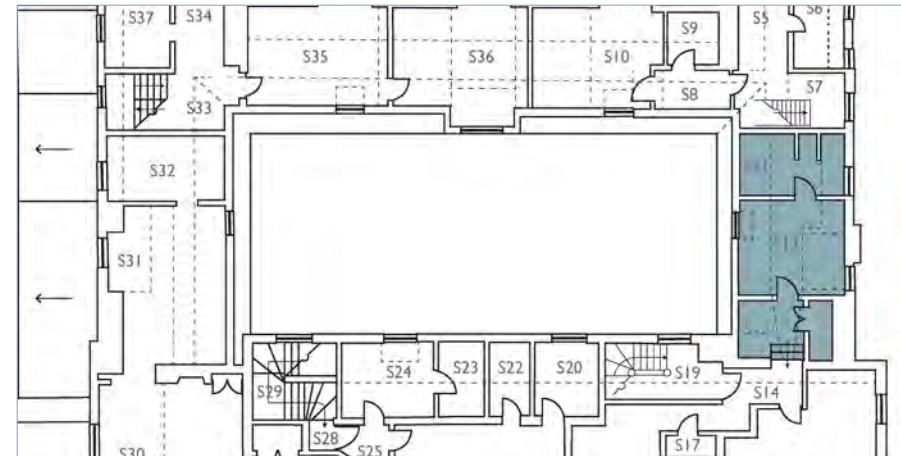
INTERNAL - SECOND FLOOR: S11 TO S13, 1713 WESTERN RANGE

DESCRIPTION

Rooms in north-west wing of the H-Block forming part of flat 41B. The pitched ceilings and exposed timber provide a sense of character and place within the building, although the layout was created as part of the c.2000 works. Connection in the north wall to the rest of the H-Block has been blocked and there is no visible evidence of it.

CONDITION

Good



DATE(S) OF CONSTRUCTION

- 1713
- c.2000

HISTORIC USE(S)

- Store room (1893 plan)

CURRENT USE

- Lobby with large built-in cupboard
- Bedroom
- En-suite Bathroom

CEILING

- Painted sloping ceilings with eighteenth century roof timbers

WALLS

- Painted plaster

WINDOWS

- West wall: two modern painted timber sash (two over two in S12, three over three in S13)
- East wall: modern painted timber sash (10 over 10)

DOORS

- Modern timber panelled doors with modern ironmongery

FLOOR

- Carpet
- Vinyl (S11)

CHIMNEY

- No visible evidence of fireplace

DECORATIVE FEATURES

- Large cupboard in hallway
- Modern door and ironmongery

OTHER

- S11: modern sanitaryware
- Painted timber stringers and handrail to steps in S13

SIGNIFICANT FEATURES: • Ceiling timbers

INTRUSIVE FEATURES: • None

SIGNIFICANCE: LOW

INTERNAL - SECOND FLOOR: SI4 TO SI8, BOARDMAN RANGE



1 Typical skirting



2 North window

INTERNAL - SECOND FLOOR: SI4 TO SI8, BOARDMAN RANGE

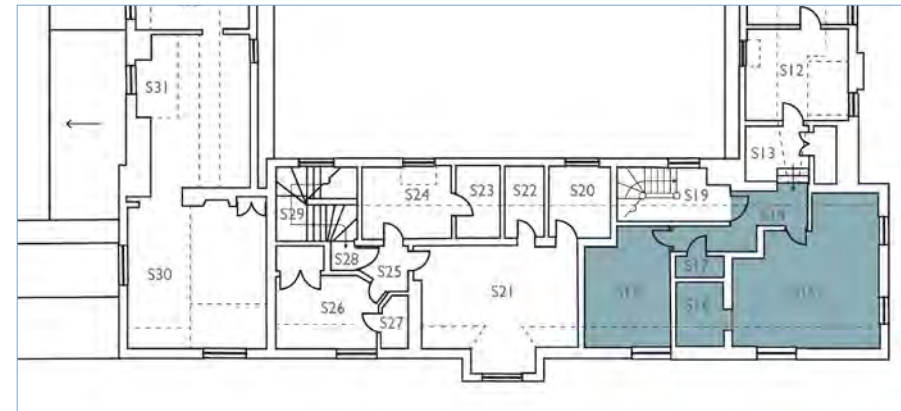
DESCRIPTION

Four rooms in Boardman Range that form part of flat 41B and which were created as part of the c.2000 conversion works.

Apart from the windows, the finishes and fittings are modern.

CONDITION

Good



DATE(S) OF CONSTRUCTION • 1899; c.2000 conversion

HISTORIC USE(S) • Part of store room (1893 plan)
• Men's Bedrooms (Boardman plan)

CURRENT USE • Hallway
• Sitting Room
• Kitchen
• Bedroom
• En-suite Bathroom

CEILING • Sloping
• Painted plaster

WALLS • Painted plaster
• Partially tiled in SI16

WINDOWS • North wall: 1899 replica painted timber double sashes with central mullion (2 over 4 each)
• West wall: two modern painted timber sash (4 over 4)

DOORS • Modern painted timber panelled doors with modern ironmongery
• Modern architraves

FLOOR • Carpet
• Vinyl (SI16 and SI17)

CHIMNEY • None
• No evidence of fireplaces

DECORATIVE FEATURES • None

OTHER • SI16: modern fitted kitchen
• SI17: modern sanitaryware
• Small modern electrical cupboard in SI14

SIGNIFICANT FEATURES: • Some windows may be 1899

INTRUSIVE FEATURES: • None

SIGNIFICANCE: NEUTRAL (see significance plan for walls)

INTERNAL - SECOND FLOOR: SI9, BOARDMAN RANGE



Second floor landing



Staircase

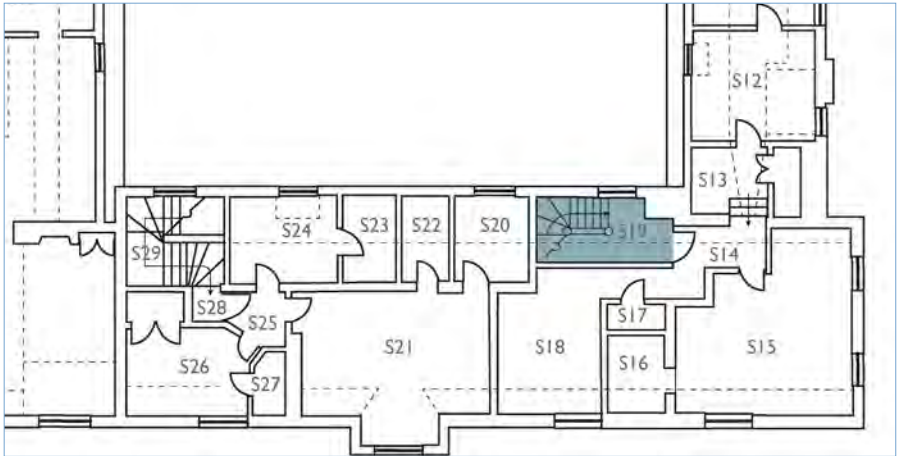
INTERNAL - SECOND FLOOR: S19, BOARDMAN RANGE

DESCRIPTION

Second floor landing and staircase inserted as part of c.2000 works.

CONDITION

Good



DATE(S) OF CONSTRUCTION	<ul style="list-style-type: none">• 1899• c.2000 staircase
HISTORIC USE(S)	<ul style="list-style-type: none">• Bedrooms (Boardman plans)
CURRENT USE	<ul style="list-style-type: none">• Landing and staircase
CEILING	<ul style="list-style-type: none">• Plaster with modern cornices
WALLS	<ul style="list-style-type: none">• Dry-lined and plastered and painted
WINDOWS	<ul style="list-style-type: none">• Modern double painted timber sash with timber mullion (2 over 4 each)
DOORS	<ul style="list-style-type: none">• Modern timber panelled with modern ironmongery
FLOOR	<ul style="list-style-type: none">• Carpet• Door mat
CHIMNEY	<ul style="list-style-type: none">• None
DECORATIVE FEATURES	<ul style="list-style-type: none">• None
OTHER	<ul style="list-style-type: none">• Modern staircase with modern timber balustrade

SIGNIFICANT FEATURES:

- None

INTRUSIVE FEATURES:

- None

SIGNIFICANCE: NEUTRAL

INTERNAL - SECOND FLOOR: S20 TO S27, BOARDMAN RANGE

ILLUSTRATIVE



- 1 Entrance hall
- 2 Loft hatch
- 3 Typical Door



CONDITION



- 4 Detail of condensation on window in S26
- 5 Mould on ceiling of S27

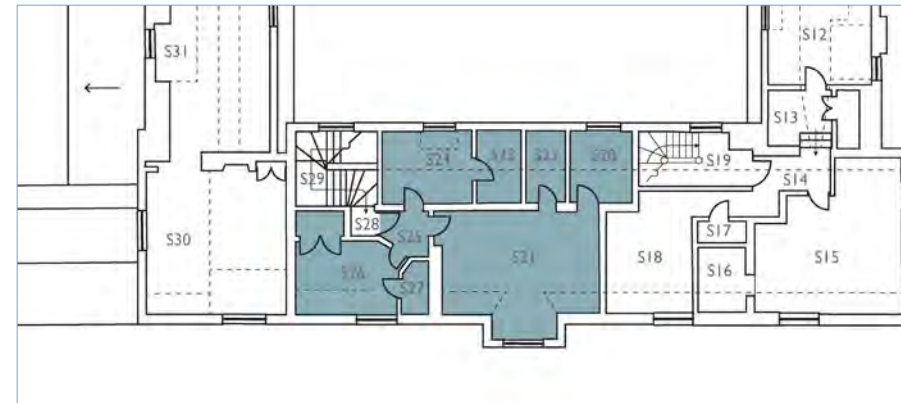
INTERNAL - SECOND FLOOR: S20 TO S27, BOARDMAN RANGE

DESCRIPTION

Two bedroom flat in east half of Boardman range

CONDITION

Generally good condition but severe condensation and mould growth to all windows, severe condensation to window in S24 and S26 and mould to ceiling of S23 and S27.



DATE(S) OF CONSTRUCTION	<ul style="list-style-type: none"> • 1899 • c.2000
HISTORIC USE(S)	<ul style="list-style-type: none"> • Men's Bedrooms (Boardman plans)
CURRENT USE	<ul style="list-style-type: none"> • Two bedroom flat: two bedrooms with en-suite bathrooms, sitting room, kitchen, WC, entrance hall
CEILING	<ul style="list-style-type: none"> • Sloping ceilings; painted plaster • Loft hat in S25
WALLS	<ul style="list-style-type: none"> • Painted plaster • Modern skirtings • Partially tiled in S20, S23 and S27
WINDOWS	<ul style="list-style-type: none"> • North wall: two 1899 double timber sashes with central timber mullion (two over four each) • South wall: two modern painted timber sashes
DOORS	<ul style="list-style-type: none"> • Modern timber panelled with modern ironmongery
FLOOR	<ul style="list-style-type: none"> • Carpet • Vinyl (S27, S20, S22 and S23)
CHIMNEY	<ul style="list-style-type: none"> • None • No visible evidence of fireplace
DECORATIVE FEATURES	<ul style="list-style-type: none"> • None
OTHER	<ul style="list-style-type: none"> • S20: modern fitted kitchen • S22, S23 and S27: modern sanitaryware

SIGNIFICANT FEATURES:

- Some partitions correspond to original Boardman partitions, north windows may be 1899

INTRUSIVE FEATURES:


- None

SIGNIFICANCE: NEUTRAL (see significance plan for walls)

INTERNAL - SECOND FLOOR: S28 AND S29, BOARDMAN RANGE



- 1 Second floor stair hall
- 2 Original timber handrail
- 3 Detail of altered newel post
- 4 Altered treads
- 5 Window
- 6 1899 cement moulding



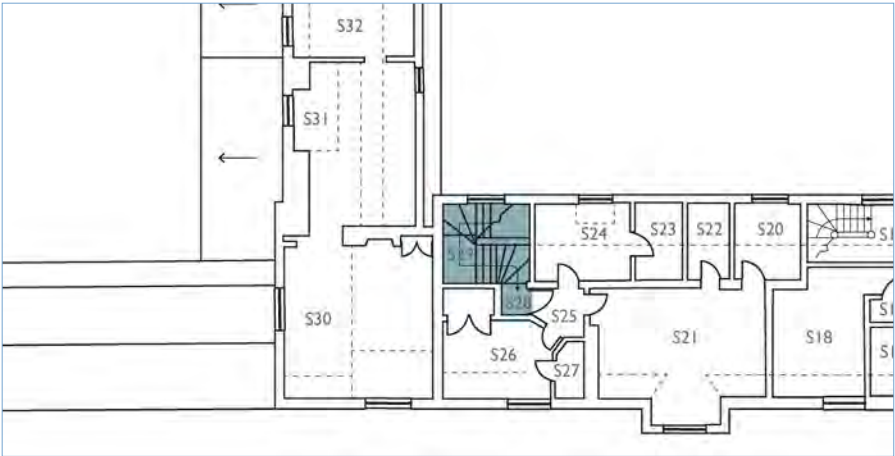
INTERNAL - SECOND FLOOR: S28 AND S29, BOARDMAN RANGE

DESCRIPTION

Original Boardman stair and stair hall which has been altered at the top, including the newel post.

CONDITION


Good - some hairline cracks to concrete stair and cement wall moulding.



DATE(S) OF CONSTRUCTION	<ul style="list-style-type: none">1899; c.2000
HISTORIC USE(S)	<ul style="list-style-type: none">Stairwell
CURRENT USE	<ul style="list-style-type: none">Stairwell
CEILING	<ul style="list-style-type: none">Painted plaster with modern cornice to landing
WALLS	<ul style="list-style-type: none">Painted plaster with cement moulding to north wallConcrete skirting to stair with modern timber mouldingLanding: modern skirting
WINDOWS	<ul style="list-style-type: none">South wall: modern painted timber lights with timber cross mullion
DOORS	<ul style="list-style-type: none">Modern panelled with modern ironmongery
FLOOR	<ul style="list-style-type: none">Painted concrete treads with modern carpet runner with proprietary nosingsDoor mat in S28
CHIMNEY	<ul style="list-style-type: none">None
DECORATIVE FEATURES	<ul style="list-style-type: none">None
OTHER	<ul style="list-style-type: none">Cast iron stringers, every other one twisted in the centre; polished timber handrail and moulded cast iron newel (altered).

SIGNIFICANT FEATURES:	<ul style="list-style-type: none">Historic concrete stair; particularly metal balustrade and newel post and timber handrail (though the newel and stair have been altered to turn the top of the stair)
INTRUSIVE FEATURES:	<ul style="list-style-type: none">Emergency lightingSmoke alarm
SIGNIFICANCE:	HIGH

INTERNAL - SECOND FLOOR: S30 TO S32, 1713 EASTERN RANGE



- 1 Looking through exposed floor
- 2 Hole made in brick work for door. Lath and plaster ceiling is S30
- 3 Timber partition in S32
- 4 East wall of S32
- 5 Stained timber boarding with traces of wallpaper to ceiling in S31

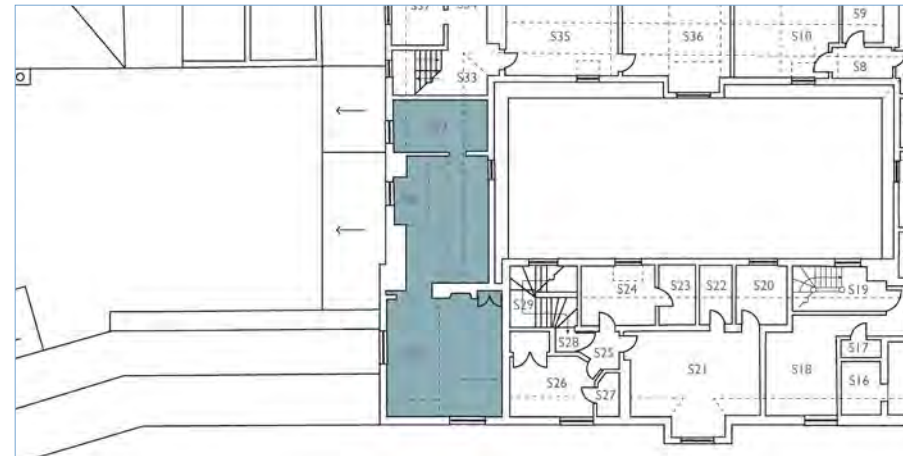
INTERNAL - SECOND FLOOR: S30 TO S32, 1713 EASTERN RANGE

DESCRIPTION

Three rectangular rooms in the north-east wing of the H-Block which are not accessible. Limited visual inspection possible from below of S32 and S31.

CONDITION

No access for inspection. Looking through exposed, condition looks reasonable.



DATE(S) OF CONSTRUCTION

- 1713
- 1756 to 1830

HISTORIC USE(S)

- Bedrooms (1893 plan)

CURRENT USE

- Inaccessible following the partition of H-Block

CEILING

- Timber panelling in places

WALLS

- Lath and plaster - some missing
- Wallpapered in part
- Timber partitions

WINDOWS

- S32: C19 painted timber sash (10 over 10)
- S31: East: C19 painted timber casement, each side 12 pane.
- S31: West: possibly modern painted timber sash in dormer (10 over 10)
- S30: North: 1899 painted double sash with central timber mullion (two over two each)
- S30: East: 1899 painted timber Venetian window

DOORS

- S32/S31: historic timber door, no architrave

FLOOR

- Mostly missing from S32 and S31

CHIMNEY

- None visible from place of inspection

DECORATIVE FEATURES

- None visible from place of inspection

OTHER

- None visible from place of inspection

SIGNIFICANT FEATURES:

- It appears some of the historic timber partitioning/framing and timber panelling remains


INTRUSIVE FEATURES:

- None

SIGNIFICANCE:

MEDIUM

INTERNAL - SECOND FLOOR: S33, 1713 CENTRAL RANGE



- 1 Replaced timbers to sloping ceiling
- 2 Looking towards first floor landing
- 3 Beam over stair
- 4 Window
- 5 Door to S35

INTERNAL - SECOND FLOOR: S33, 1713 CENTRAL RANGE

DESCRIPTION

Upper part of eastern stair, thought to have been rebuilt by Boardman, with cruder stringers and newel posts than western stair. Ceiling timbers have also been replaced.

CONDITION

Good, with the exception of an area of mould and decay due to water penetration, to the east wall adjacent to the window on the half landing.



DATE(S) OF CONSTRUCTION • 1713; altered c.1900

HISTORIC USE(S) • Stair hall (1893 plan)

CURRENT USE • Stair hall

CEILING • Painted plaster
• Exposed replacement rafter and purlins
• C18 beam over stair
• Timber mouldings
• Modern skirting

WALLS • Plaster with quirks

WINDOWS • Modern painted timber sash (10 over 10)

DOORS • Modern flush timber with modern ironmongery and moulded timber architrave

FLOOR • Carpet

CHIMNEY • None

DECORATIVE FEATURES • None

OTHER • Painted timber stringers and newel posts and polished timber handrail. Octagonal capping to newel posts.

SIGNIFICANT FEATURES: • Location of stair

INTRUSIVE FEATURES: • None

SIGNIFICANCE: MEDIUM

INTERNAL - SECOND FLOOR: S34, 1713 CENTRAL RANGE



S34 looking south through to S39

INTERNAL - SECOND FLOOR: S34, 1713 CENTRAL RANGE

DESCRIPTION

Corridor running north to south with sloping ceiling

CONDITION

Good



- DATE(S) OF CONSTRUCTION
- 1713
 - 1753 to 1756

- HISTORIC USE(S)
- Corridor

- CURRENT USE
- Stair hall

- CEILING
- Sloping on west side
 - Painted plaster

- WALLS
- Painted plaster
 - Modern skirting

- WINDOWS
- None

- DOORS
- None

- FLOOR
- Carpet

- CHIMNEY
- None

- DECORATIVE FEATURES
- None

- OTHER
- None

SIGNIFICANT FEATURES:

- None


INTRUSIVE FEATURES:

- None

SIGNIFICANCE: LOW

INTERNAL - SECOND FLOOR: S35, 1713 CENTRAL RANGE

ILLUSTRATIVE



- 1 S35 looking west
- 2 S35 looking east
- 3 Casement window in south wall
- 4 Sash window in north wall
- 5 Crack in south east corner
- 6 Crack under window in south wall
- 7 Broken window in north wall

CONDITION



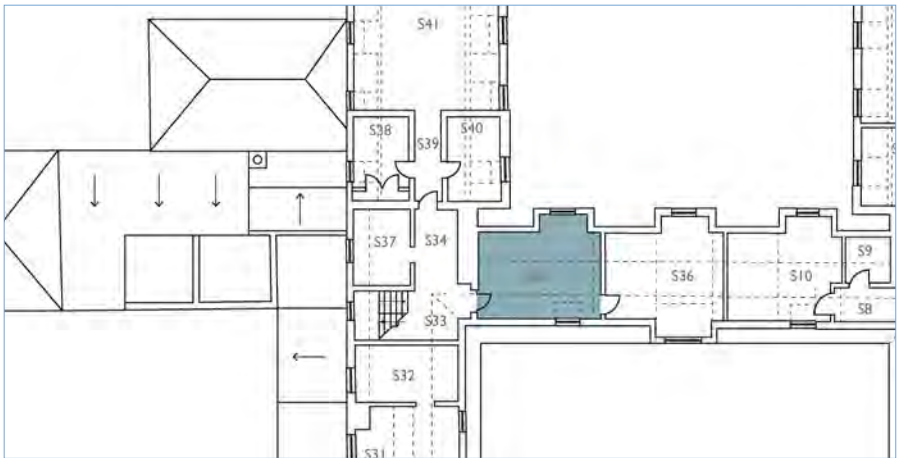
INTERNAL - SECOND FLOOR: S35, 1713 CENTRAL RANGE

DESCRIPTION

Room created following removal of cell wall partitions c.2000 conversion. Dormer probably rebuilt c.1900.

CONDITION

Generally good, although there is a crack along the rafter line in the south east corner. There is also a large crack in the south wall directly under the window sill. The sill is cracked and bowing, possibly due to water ingress. The window in the north wall has two broken panes of glass and is partially covered in mould.



DATE(S) OF CONSTRUCTION	<ul style="list-style-type: none">1713; c.2000
HISTORIC USE(S)	<ul style="list-style-type: none">Store and ladies bedroom (1893 plan)
CURRENT USE	<ul style="list-style-type: none">Unoccupied
CEILING	<ul style="list-style-type: none">Painted plasterExposed timbers, some replacementsSome beams spliced with new timber
WALLS	<ul style="list-style-type: none">Painted plasterModern skirting
WINDOWS	<ul style="list-style-type: none">North Wall: C19 painted timber sash (10 over 10) in dormerSouth wall: c.1900 casement with central timber cross mullion and casement with modern brass ironmongery
DOORS	<ul style="list-style-type: none">Historic timber flush door
FLOOR	<ul style="list-style-type: none">Carpet
CHIMNEY	<ul style="list-style-type: none">None
DECORATIVE FEATURES	<ul style="list-style-type: none">None
OTHER	<ul style="list-style-type: none">None

SIGNIFICANT FEATURES:


- Ceiling timbers
- North window

INTRUSIVE FEATURES:

- None

SIGNIFICANCE: LOW

INTERNAL - SECOND FLOOR: S36, CENTRAL RANGE



- 1 S36 looking west
- 2 Casement window in south wall
- 3 S36 looking east
- 4 Window in north wall
- 5 Door
- 6 Crack under window in south wall
- 7 Damp areas adjacent to north wall

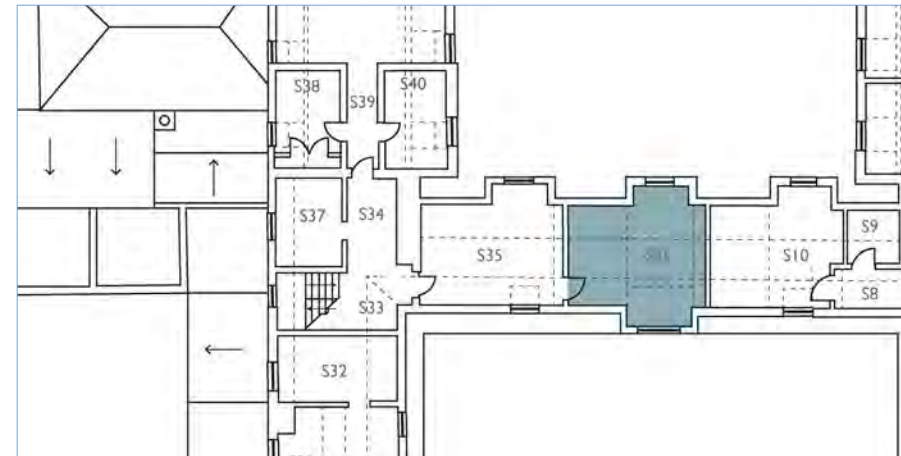
INTERNAL - SECOND FLOOR: S36, CENTRAL RANGE

DESCRIPTION

Room created following removal of cell wall partitions c.2000 conversion. Dormers probably rebuilt c.1900.

CONDITION

Generally good, although there is a crack along the rafter line in the south east corner. There is also a crack in the south wall directly under the window sill. The window sill is partially covered in mould. There are also some damp areas around the exposed rafters in the north wall. There is some cracking to the ceiling plaster on the north side of the room and over the window in the north wall.



DATE(S) OF CONSTRUCTION • 1713; c.2000

HISTORIC USE(S) • Store and ladies bedroom (1893 plan)

CURRENT USE • Unoccupied

CEILING • Painted plaster
• Plaster quirks
• Replacement timbers to sloping ceilings

WALLS • Painted plaster
• Modern skirting

WINDOWS • South wall: c.1900 double casement with timber cross mullions and C20 brass ironmongery
• North wall: c.1900 tripartite casement with C20 brass ironmongery

DOORS • Modern flush door with modern ironmongery and modern moulded timber architrave

FLOOR • Carpet

CHIMNEY • None

DECORATIVE FEATURES • None

OTHER • None

SIGNIFICANT FEATURES: • Ceiling timbers
• North window


INTRUSIVE FEATURES: • None

SIGNIFICANCE: LOW

INTERNAL - SECOND FLOOR: S37, I713 CENTRAL RANGE



Window in east wall



Door opening in west wall

INTERNAL - SECOND FLOOR: S37, I713 CENTRAL RANGE

DESCRIPTION

Rectangular room of significance for retaining proportions of nineteenth century Attendant's Room.

CONDITION

Good



DATE(S) OF CONSTRUCTION • 1713

HISTORIC USE(S) • Attendant's Room (1893 plan)

CURRENT USE • Unoccupied

CEILING • Painted plaster

WALLS • Painted plaster
• Modern skirting

WINDOWS • C19 painted timber sash (10 over 10) with moulded timber surround

DOORS • None
• Historic moulded timber architrave

FLOOR • Plywood

CHIMNEY • None

DECORATIVE FEATURES • None



OTHER • None

SIGNIFICANT FEATURES: • Nineteenth century window

INTRUSIVE FEATURES: • None

SIGNIFICANCE: Interiors: NEUTRAL
Plan Form: HIGH

INTERNAL - SECOND FLOOR: S38, 1753 TO 1756 EASTERN RANGE



- 1 East wall
- 2 Casement window in east wall and adjacent crack
- 3 Services hole in north wall
- 4 Modern cupboard
- 5 Door
- 6 Skirting
- 7 Beam
- 8 Rafter in south wall

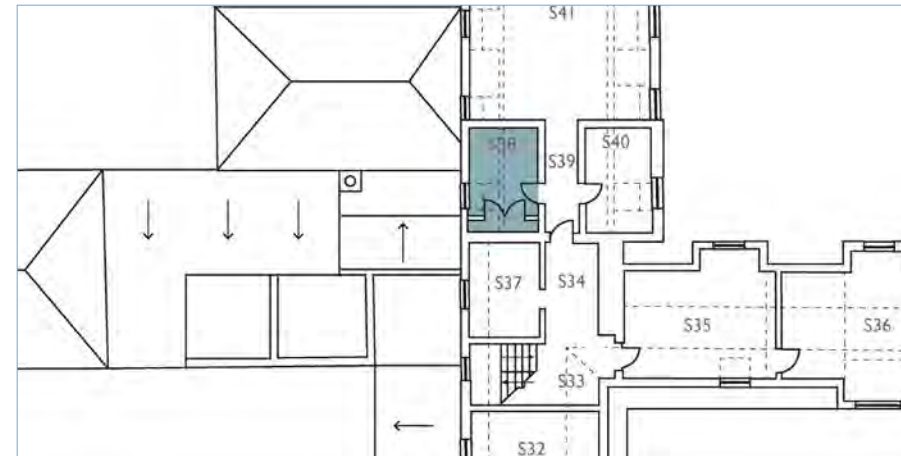
INTERNAL - SECOND FLOOR: S38, 1753 TO 1756 EASTERN RANGE

DESCRIPTION

Rectangular room of significance for retaining at least nineteenth century cell proportions though marred by recently added built-in cupboard.

CONDITION

Adequate. The window is in poor condition with a hole in one of the panes and mould growth. There is a large crack in the east wall adjacent to the window and services holes in the north wall of the cupboard.



SIGNIFICANT FEATURES: • Ceiling timbers

INTRUSIVE FEATURES: • Cupboard

SIGNIFICANCE: Interiors: LOW
Plan Form: HIGH

DATE(S) OF CONSTRUCTION • 1753 to 1756

HISTORIC USE(S) • Ladies bedroom (1893 plan)

CURRENT USE • Unoccupied

CEILING • Painted plaster
• Eighteenth century beam

WALLS • Painted plaster
• Modern skirting
• Partial exposed rafter in south wall

WINDOWS • Historic horizontal sliding sash (six over six) with modern brass handle

DOORS • Historic door with modern ironmongery


FLOOR • Carpet

CHIMNEY • None

DECORATIVE FEATURES • None

OTHER • Large cupboard with modern flush doors and modern ironmongery

INTERNAL - SECOND FLOOR: S39, 1753 TO 1756 EASTERN RANGE



Door to S38



Door to S41

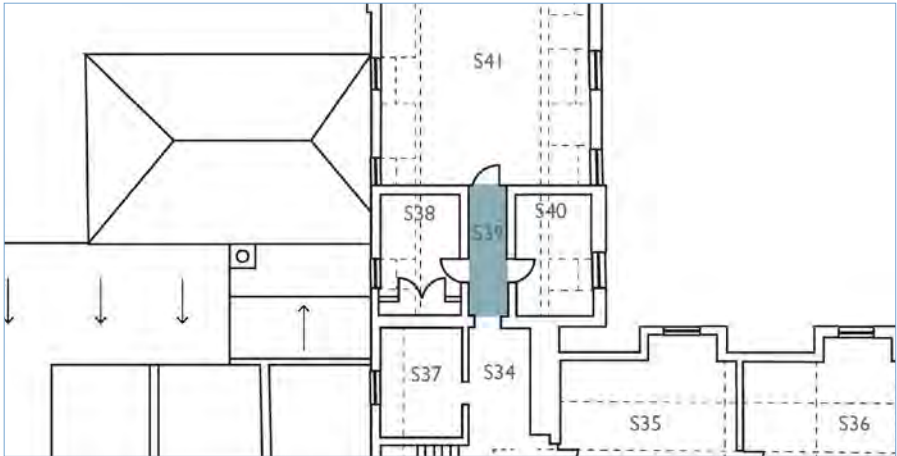
INTERNAL - SECOND FLOOR: S39, 1753 TO 1756 EASTERN RANGE

DESCRIPTION

Corridor connecting three rooms on second floor of south-east 1750s wing

CONDITION

Good



DATE(S) OF CONSTRUCTION	<ul style="list-style-type: none">1753
HISTORIC USE(S)	<ul style="list-style-type: none">Corridor (1893 plan)
CURRENT USE	<ul style="list-style-type: none">Corridor
CEILING	<ul style="list-style-type: none">Painted plaster
WALLS	<ul style="list-style-type: none">Painted plaster
WINDOWS	<ul style="list-style-type: none">None
DOORS	<ul style="list-style-type: none">Modern timber panelled with modern ironmongerySame simple painted timber architraves with panel over as in western range
FLOOR	<ul style="list-style-type: none">Carpet
CHIMNEY	<ul style="list-style-type: none">None
DECORATIVE FEATURES	<ul style="list-style-type: none">None
OTHER	<ul style="list-style-type: none">None

SIGNIFICANT FEATURES:

- Door frames

INTRUSIVE FEATURES:

- None

SIGNIFICANCE: LOW

INTERNAL - SECOND FLOOR: S40, 1753 TO 1756 EASTERN RANGE

ILLUSTRATIVE



CONDITION



- 1 East wall
- 2 Window
- 3 Door
- 4 Iron tie
- 5 Looking south-west
- 6 Mould growth to south-west corner

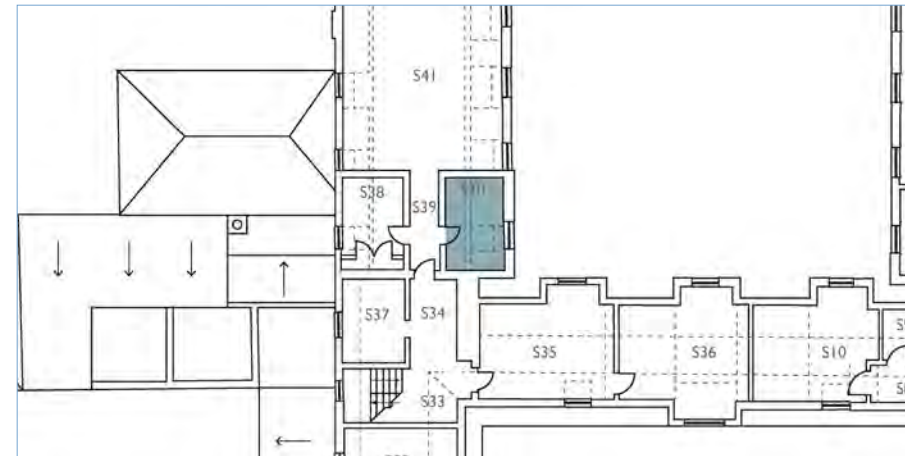
INTERNAL - SECOND FLOOR: S40, 1753 TO 1756 EASTERN RANGE

DESCRIPTION

Rectangular room significant for retaining at least nineteenth century cell proportions

CONDITION

Generally good, although there is a significant damp stain with mould growth in the south west corner of the room. The window sill is also cracking and bowed with peeling paint and the window has mould growth.



DATE(S) OF CONSTRUCTION • 1753 to 1756

HISTORIC USE(S) • Ladies bedroom (1893 plan)

CURRENT USE • Unoccupied

CEILING • Painted plaster
• C18 beam

WALLS • Painted plaster
• Modern skirting
• Exposed rafter

WINDOWS • Modern leaded horizontal sliding sash (nine over nine) in dormer

DOORS • Historic painted timber door with modern ironmongery with moulded architrave and light over

FLOOR • Carpet

CHIMNEY • None

DECORATIVE FEATURES • None


OTHER • Iron tie in wall

SIGNIFICANT FEATURES: • Ceiling timbers

INTRUSIVE FEATURES: • None

SIGNIFICANCE: Interiors: LOW
Plan Form: HIGH

INTERNAL - SECOND FLOOR: S4I, 1753 TO 1756 EASTERN RANGE



- 1 Attic room
- 2 Lunette window
- 3 Attic room
- 4 West wall
- 5 Horizontal sliding sash window
- 6 Door with boarded fan light (viewed from S39)
- 7 Crack under window in south wall
- 8 No floor at south end of wall
- 9 Damp at south of west wall
- 10 Crack adjacent to beam in west wall and damp area
- 11 Damp over window at north end of west wall

INTERNAL - SECOND FLOOR: S41, 1753 TO 1756 EASTERN RANGE

DESCRIPTION

Rectangular room with sloping ceilings that was created from a series of smaller rooms as part of the c.2000 conversion work. Former fire exit in south-east corner has been blocked up and is no longer discernible internally. In a state of partial refurbishment.

CONDITION

Generally adequate although there is no floor at the south end of the room. There are cracks running adjacent to all timbers in the east and west walls. There is also a crack running from the sill to the floor at the east end of the window in the south wall. There is severe damp to the west wall and stains from water running down the wall at the south end of the west wall, as well as severe damage over window at the north end of the west wall.



DATE(S) OF CONSTRUCTION	<ul style="list-style-type: none"> 1753 to 1756
HISTORIC USE(S)	<ul style="list-style-type: none"> Ladies' bedrooms and two attendant's room (1893 plan)
CURRENT USE	<ul style="list-style-type: none"> Unoccupied
CEILING	<ul style="list-style-type: none"> Painted plaster with exposed rafters and side purlins. Loft hatch at northern end.
WALLS	<ul style="list-style-type: none"> Painted plaster Modern skirtings
WINDOWS	<ul style="list-style-type: none"> East wall: two modern leaded horizontal sliding sash in dormers South wall: modern painted timber lunette window West wall: three modern leaded horizontal sliding sash in dormers
DOORS	<ul style="list-style-type: none"> Modern timber panelled door with modern ironmongery Boarded fan light and architrave like the ones in the western range
FLOOR	<ul style="list-style-type: none"> Historic floorboards (part missing)
CHIMNEY	<ul style="list-style-type: none"> No visible evidence of fireplace
DECORATIVE FEATURES	<ul style="list-style-type: none"> None
OTHER	<ul style="list-style-type: none"> None

SIGNIFICANT FEATURES:

- Exposed timbers

INTRUSIVE FEATURES:

- None

SIGNIFICANCE: LOW

