

1 Cherry Lane - Part 1
Scale 1 : 200



2 Cherry Lane - Part 2
Scale 1 : 200

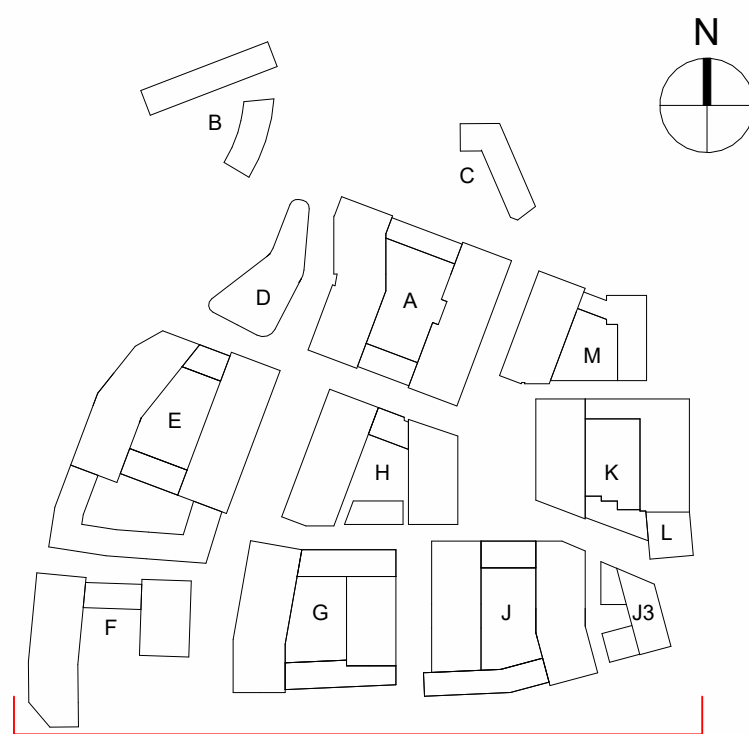
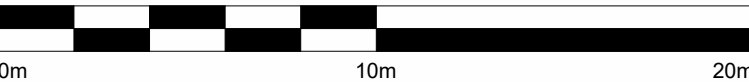
Contractors and consultants are not to scale dimensions from this drawing

Reproduced by permission of Ordnance Survey on behalf of HMISO
© CROWN COPYRIGHT and database right 2008 All rights reserved
Ordnance Survey Licence number AL 1000 22432 Broadway Malyan Limited

The survey information shown on this drawing is based on a topographical survey prepared by a third party and Broadway Malyan Limited accept no responsibility for the accuracy or completeness of the survey.


Drawings to be read in conjunction with the associated Design & Access Statement, associated consultant design team documents & reports and landscape information.

Landscape shown is for illustrative purposes only. For detailed landscape information, please refer to the landscape information & documents.



004	20.01.23	Issued For Planning
005	15.07.22	Issued For Planning
006	15.07.22	Issued For Planning
007	31.03.22	Issued For Planning
008		

Revised: Date Drawn By Description



4 Pear Place
London
SE1 8BT

T: +44 (0)20 7261 4200
F: +44 (0)20 7261 4300
E: Lon@BroadwayMalyan.com

www.BroadwayMalyan.com

Client
Weston Homes

Project
**Anglia Square
Norwich**

Description
**Street Elevations
Cherry Lane**

Status

Scale	Drawn By	Date
1:200@A0	BM	20.01.23
Job Number	Drawing Number	Revision
35301	ZZ-XX-DR-A-05-0008	D0-4

Original size 100mm @ A0 Copyright Broadway Malyan Limited