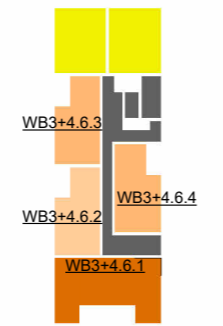
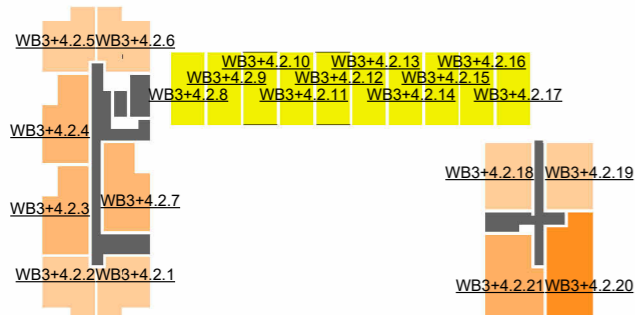


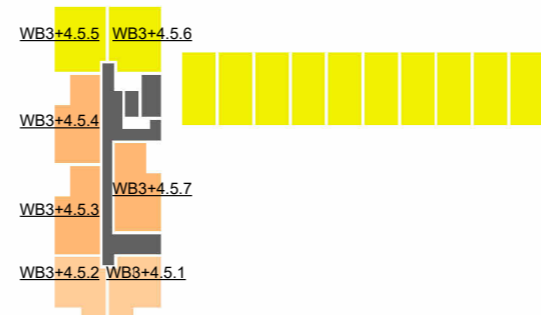
4 03/Fir
1 : 500



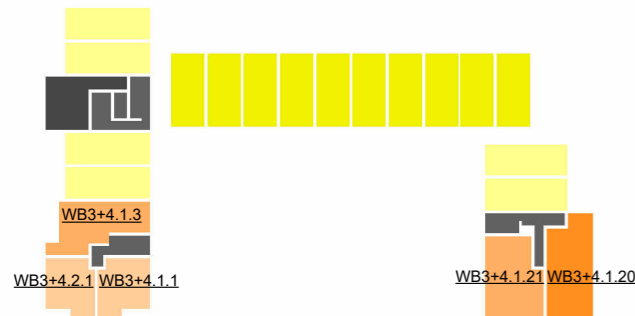
7 06/Fir
1 : 500



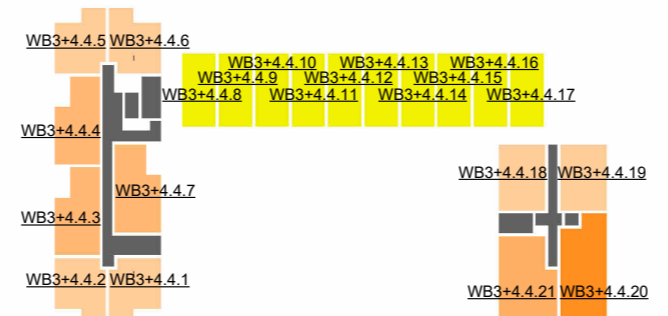
3 02/Fir
1 : 500



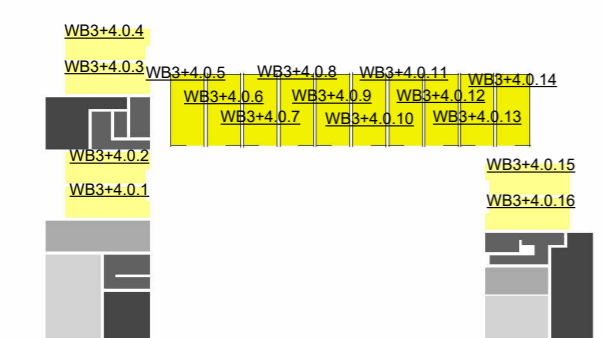
6 05/Fir
1 : 500



2 01/Fir
1 : 500



5 04/Fir
1 : 500



1 00/Fir
1 : 500

Deal Ground Unit Type

- Common_Circulation
- Common_Plant_Room
- Duplex_2B/4P_M4(2)_Lower
- Duplex_2B/4P_M4(2)_Upper
- Duplex_3B/4P_M4(2)_Upper
- Flat_1B/2P_M4(2)
- Flat_2B/4P_M4(2)
- Flat_3B/4P_M4(2)

Deal Ground Unit Type

- Common_Circulation
- Duplex_3B/4P_M4(2)_Lower
- Flat_1B/2P_M4(2)
- Flat_2B/3P_M4(2)
- Flat_2B/4P_M4(2)
- Flat_3B/4P_M4(2)

Units by Type			
Level	Name	Count	Comments
00/Fir1	Duplex_2B/4P_M4(2)_Lower	6	
00/Fir1	Duplex_3B/4P_M4(2)_Lower	10	
00/Fir1: 16			
01/Fir1	Duplex_2B/4P_M4(2)_Lower	2	
01/Fir1	Flat_1B/2P_M4(2)	2	
01/Fir1	Flat_2B/4P_M4(2)	2	
01/Fir1	Flat_3B/4P_M4(2)	1	
01/Fir1: 7			
02/Fir	Duplex_3B/4P_M4(2)_Lower	10	
02/Fir	Flat_1B/2P_M4(2)	6	
02/Fir	Flat_2B/3P_M4(2)	3	
02/Fir	Flat_2B/4P_M4(2)	1	
02/Fir	Flat_3B/4P_M4(2)	1	
02/Fir: 21			
03/Fir	Flat_1B/2P_M4(2)	6	
03/Fir	Flat_2B/3P_M4(2)	3	
03/Fir	Flat_2B/4P_M4(2)	1	
03/Fir	Flat_3B/4P_M4(2)	1	
03/Fir: 11			
04/Fir	Duplex_3B/4P_M4(2)_Lower	10	
04/Fir	Flat_1B/2P_M4(2)	6	
04/Fir	Flat_2B/3P_M4(2)	3	
04/Fir	Flat_2B/4P_M4(2)	1	
04/Fir	Flat_3B/4P_M4(2)	1	
04/Fir: 21			
05/Fir	Duplex_3B/4P_M4(2)_Lower	2	
05/Fir	Flat_1B/2P_M4(2)	2	
05/Fir	Flat_2B/3P_M4(2)	3	
05/Fir: 7			
06/Fir	Flat_1B/2P_M4(2)	1	
06/Fir	Flat_2B/3P_M4(2)	2	
06/Fir	Flat_3B/5P_M4(2)	1	
06/Fir: 4			
Grand total: 87			

Refuse Schedule		
Type	Volume	Litres
Wheelie bin - 1100 litre - Recycling	16.06 m³	15400
Wheelie bin - 1100 litre - Refuse	16.06 m³	15400

Cycle Spaces
Cycle Spaces
162

1. All Dimensions in mm unless stated otherwise.
 2. Do not scale this drawing. All dimensions to be verified by the contractor before work is commenced.
 3. Architect to be notified immediately if any discrepancies are found.
 4. All shop drawings to be approved by Architect before work commences.
 5. All details to be in accordance with relevant British Standards and manufacturers recommendations and specification.
 6. This drawing is the property of Stolon Studio Ltd. copyright reserved. This drawing is not to be copied, reproduced, retained or disclosed to any unauthorised person either wholly or in part without the specific consent in writing of Stolon Studio.
 7. All work to be carried out by a competent contractor working, where appropriate, to an agreed method statement.
 8. Please note that all details shown on GAs are generated automatically by the computer software, and are not to be used for reference or construction.
 9. For all interface details, please refer to 1:5 drawings.
 10. This drawing is produced based on Survey information by others and Stolon Studio Ltd take no responsibility for the accuracy of this information.

Notes
 Please note that all details shown on GA's are generated automatically by the computer software, and are not to be used for reference or construction. For all interface details, please refer to 1:5 drawings.

Rev	Date	Description
C	19/06/23	Reserved Matters Issue
B	05/05/23	UPDATED Issue
A	19/04/23	DRAFT Issue

Drawing Title:	W_Block 3&4_Area Plans, 00_Fir-06_Fir	Scale:	1 : 500 @ A1
Project No.:	055	First Issue:	19/04/23
Project Name:	Dealground and May Gurney	Status:	Stage 3
Project Address:	Bracondale, Norwich	Drawing No.:	055-S3-(WB3&4.ZZ)-A012
		Rev.:	C